

## **FINAL REPORT**

# **COLLECTING INPUTS FROM MARGINALISED POPULATIONS ON THE POST 2015 DEVELOPMENT AGENDA**

**Chulalongkorn University Social Research Institute (CUSRI)**

*For the United Nations Country Team in Thailand*



# Table of Contents

Background.....	3
Methodology.....	3
Who are the Marginalised Populations?.....	4
Synthesis of the Outcome .....	5
Survey Data Analysis .....	6
Focus group meeting results .....	17
1.    Women’s Network .....	17
2.    Aging Population.....	19
3.    People with HIV/AIDS .....	20
4.    People with disabilities network .....	21
5.    Ethnic groups in Northern provinces.....	22
6.    Ethnic Groups in Southern Provinces.....	23
7.    People in the three southernmost provinces.....	24
9.    Landless farmers .....	25
10.   Sustainable Agriculture Network.....	27
11.   Fishers in Small-Scale Fishery.....	28
12.   Urban Poor .....	30
13.   Informal Labour .....	31
14.   Formal Labour Network .....	32
15.   Migrant Labour Organisation.....	34
Cross-analysis of the Quantitative and Qualitative Data .....	41
Conclusion and Recommendations .....	45
Appendix .....	46
Appendix 1: Network organisations (with estimated number of membership) .....	46
Appendix 2: Survey form.....	47
Appendix 3: Guideline for focus group meeting.....	54
Appendix 4: Tables.....	55

## Background

In the Millennium Summit of 2000, 189 countries agreed on a broad development agenda embodied in the “Millennium Declaration”, which led to the setting up of eight Millennium Development Goals (MDGs). The MDGs, its targets and indicators then became a shared global development framework. The target year for the achievement of the MDGs is 2015. At the country level, Thailand has opted to treat MDGs as a floor and not a ceiling, and has set up higher targets or MDGs plus.

As 2015 is fast approaching and the progress against each MDG varies, the international development actors have started discussions on the Post 2015 Development Agenda. At the global level the United Nations and other partners have engaged in a wide range of consultations and initiatives. These include the UN High Level Panel of Eminent Persons on the Post-2015 Development Agenda (who delivered their report to the UN Secretary-General in May 2013); global thematic consultations; an inter-governmental Open Working Group on the Sustainable Development Goals following up on the Rio +20 outcomes; “National Consultations” led by the UN Country Teams on the ground; and the launch of MYWorld, an on-line global survey on the priority issues for the Post-2015 Development agenda. The outcome of all these initiatives and consultations will be consolidated and inform world leaders at the September 2013 MDG High Level Event.

In Thailand, the UNCT has developed a two-prong strategy aimed at ensuring an inclusive consultation process, through targeted consultation of identified marginalised groups, and promoting a wide response to the MYWorld survey, which has been translated and available in Thai online. As part of the first prong of the strategy, the UN contracted the Chulalongkorn University Social Research Institute (CUSRI). CUSRI is a partner to the UN in Thailand and was selected to work together on this national consultation process as it conducted several research projects in the past engaging various marginalised groups, including a project on social justice for public well-being. It has hence the knowledge base and appropriate network<sup>1</sup> with organisations that work with and/or represent marginalised groups throughout the country. CUSRI gathered opinions on Post-2015 development agenda from marginalised groups through focus group discussion and an adapted version of the MYWorld global survey. This report summarises and analyses the findings of this process.

## Methodology

The exercise adopted four main research:

- 1) Literature review – including documents from UN, government and other public agencies, academic articles on MDGs and post-2015 development agenda, to better

---

<sup>1</sup> The 15 network organisations are related to migrant labour, formal labour, informal labour, fishers in small-scale fishing, people with HIV/AIDS, people with disabilities, women’s network, ethnic group in Northern provinces, ethnic group in Southern provinces, rural poor, urban poor and homeless people, alternative agriculture, aging population, landless farmers and Muslims from 3 southern provinces. For a full list of the organisations see Appendix 1

understand the changing concepts and practices of development in the past decades. Also, literature review on the definition of ‘marginalised groups’.

- 2) Group discussions – a short training was provided for each group facilitator. Social Agenda Working Group coordinated with 15 network organisations to collaborate in this project. Focus group meetings were organized with the participation of the identified groups of marginalised people to yield retrospectives on past development and to look ahead for future development direction.
- 3) Survey – MYWorld survey was adjusted (See appendix 2) and administered to gather quantitative data on people’s choices. 615 surveys were compiled from the target population. It is important to note that the focus of this project was on “quality” data, not numbers (this is being pursued by the on-going MYWorld campaign in Thailand). Hence it does not aim at being statistically representative but rather to bring about in-depth information from the field. The marginalised groups were also able to provide their opinions on the ‘future they want’ through a participatory and informed process. Surveys were compiled along with focus group meetings, to ensure that participants fully understood the rationale for the survey and could informed decisions on the selection of the choices. The survey was designed and results analysed in collaboration with Dr Sawarai Boonyamanond from the Faculty of Economics at Chulalongkorn University.
- 4) Townhall Meetings –A large meeting (80 participants), adopting a world café facilitation model, was organised as part of the Just and Fair Society Festival (28-30 March 2013) at the Faculty of Economics, Chulalongkorn University. This enabled CUSRI to solicit different groups’ opinions on ‘the future they want’. As part of the festival CUSRI, in collaboration with its network organisations, has arranged a “Globalization Story” workshop (30 participants) to stimulate people’s thoughts and opinions on the impact of globalization in relations to persisting inequalities in society. Another meeting was arranged on “The Future We Want” on 28 May 2013, in collaboration with Thai Health Promotion Foundation at BITEC (60 participants), where group discussion took place on the following three main questions: what are the changes that affect you, your family, your community and you society? What are the causes of those changes? What kind of future do you want? How can we make that future come true?

## Who are the Marginalised Populations?

As the objective of the national consultations was to gather opinions on the post-2015 development agenda from marginalised groups in Thailand, it was important to clearly define what it is meant by “marginalised” in this context. According to a study of Mahidol University on marginalised populations<sup>2</sup>, this used to be considered as geographically distant from the centre, meaning often times the urban areas and hence comprising people such as hill tribes or rural dwellers. Lately, however, the concept of “marginalised” expanded to

---

<sup>2</sup> *Population and Society 2012: Marginalised Populations and Justice in Thai Society*. Kullapa Wajanasara, Krittaya Achawanijkul, eds. Nakhonpathom: Institute for Population and Social Research, 2012.

include all those people who live, geographically, socially and culturally, remotely from the centre. According to such framework, people like urban poor, slum dwellers, people with HIV/AIDS, people with disabilities, street vendors, homeless people, stateless persons, beggars, sex workers, labour, migrant labour, women, LGBT groups and so on should also be considered marginalised groups. With this definition in mind and building on CUSRI's network built in the last three years through the Social Justice project, as well as UN CSOs networks, 15 network organisations were identified. These organisations work with the following marginalised groups: migrant labour, formal labour, informal labour, fishermen in small-scale fishing, people with HIV/AIDS, people with disabilities, women, ethnic groups in Northern provinces, ethnic groups in Southern provinces, rural poor, urban poor and homeless people, alternative agriculture, aging population, landless farmers and Muslims from 3 southern provinces. They are all remotely placed from the centre in its different dimensions and for different reasons. They are also less likely to be reached and be able to participate in other consultation processes, like the campaign to promote the MYWorld global online survey or thematic global consultations.

## Synthesis of the Outcome

We have gathered MYWorld survey data based on the views of 615 respondents in Thailand. The survey forms were distributed to the 15 groups of marginalised population consulted through existing coordination networks. The overall result of top six priorities out of sixteen choices selected by our target group is shown below<sup>3</sup>.

1) A good education	60.16%
2) Better healthcare	59.19%
3) An honest and responsive government	57.24%
4) Freedom from discrimination and persecution	42.93%
5) Access to clean water and sanitation	41.14%
6) Political freedoms	35.61%

The results from the survey support the qualitative evidence, that CUSRI collected through focus group and town hall meetings with 15 network organizations in order to gain deeper perspective and understanding on the issues which marginalised persons are experiencing and to gain their opinions on the future they want.

It is interesting to note that, despite Thailand's compulsory education policy and universal health care, people still choose the issues of education and healthcare as top priorities. The data from the field suggests that marginalised people would like the government to provide education with better quality and in a more inclusive manner for ethnic minorities, people with disabilities and the poor, for instance. The curriculum must be contextualised to reflect the culture of ethnic minorities and also include teachings on local knowledge.

In the case of healthcare, focus group meetings highlighted that while people appreciate universal healthcare coverage scheme, but they also call for better quality of

---

<sup>3</sup> More detail on survey data can be found in Survey and Data Analysis section.

healthcare. It was also suggested that health welfare is still inadequate for pregnant women, people with disabilities, migrant workers and the poor. Poor people are often still unable to afford the cost of health services. People of ethnic groups and rural poor would like to see traditional medicine practices being valued and included in the welfare schemes, which are vital for their way of life.

In terms of governance, people voiced the need to reduce corruption and increase government's responsibility to protect its people's interests and ensure basic rights. It is a shared opinion that welfare provisions to citizen should be placed in front of private sector's interests. The provision of welfare must also be based on the principle of equality. Some groups noted that over the past 15 years they have managed to form coalitions and better mobilize themselves to collectively voice their concerns and proactively engage in community life.

As for marginalised populations, the issue of discrimination based on gender, ethnicity, social and economic status, etc., was often brought up in the focus group discussions. The groups consulted feel that they are discriminated and excluded from participation in decision-making processes which have direct impacts on their livelihood.

Access to clean water and sanitation is also among the top six priorities. The issue of water stems mainly from the pollution and industrialization projects which contribute to such problem. Many people reported that they can no longer rely on natural water resources because rivers and streams are polluted. People in some rural areas rely on ground water which is not clean enough to drink or wash. The issue of polluted water is more prevalent among disabled and sick people, who need clean water for their daily needs.

Many people 'voted' for political freedom due to their experience of exclusion in many areas. They often have limited access to participation on policy and decision-making processes. They also report that they have limited representation in the media. Their voices are not heard. Community and civil society associations should be empowered and encouraged, such as association of local communities and labour unions, to increase people's negotiation power, political participation and people's participation in policy monitoring and implementation.

Although MYWorld survey focuses on the selected priorities, it is important to note that people's need and issues are complex and intertwining. Beyond the sixteen choices provided in MYWorld survey, the focus group meetings with network organizations suggested that there are other important development issues. For example, community rights, preservation of local culture and way of life, economic security and, most importantly, social equality and social justice. These issues should also be included in post-2015 development agenda.

## **Survey Data Analysis**

This section provides an analysis of survey data based on the views of 615 respondents in Thailand. Questionnaires were adapted from the standard MYWorld survey<sup>4</sup> and distributed

---

<sup>4</sup>It should be noted that the name of the survey, "MYWorld", was perceived as slightly misleading as it suggested a rather individualistic approach. CUSRI and their partners suggested that "OurWorld" might have

to the 15 groups of marginalised population consulted through existing coordination networks as shown in the following table:

Table 1: Frequency and percentage distribution of respondents by marginalised group

Group	Frequency (N = 615)	Percent (%)
Women network	37	6.02
Elderly	50	8.13
People living with HIV/AIDS	39	6.34
People with disabilities	40	6.50
Ethnic group in Northern provinces	39	6.34
Ethnic group in Southern provinces	30	4.88
People in 3 Southern provinces	40	6.50
Rural poor in North-eastern province	26	4.23
Landless farmers	42	6.83
Subsistentfarmers	40	6.50
Small-scale fishers	39	6.34
Urban poor in Bangkok and North-eastern province	62	10.08
Informal labour	40	6.50
Formal labour	44	7.15
Migrant labour organisation	47	7.64
Total	615	100.00

The first part of this section portrays demographic and socioeconomic characteristics of survey respondents including sex, age, marital status, region of residence, educational level, and income level. The second part highlights respondents' priorities and views towards global issues that are of their most concern for the world in the future.

Table 2 shows basic characteristics of respondents. Among these 615 respondents, almost 50 percent are female, while 47 percent are male. About two-fifths of respondents are working-age population. That is, 30 percent, 23 percent, 21 percent, and 7 percent are between 45-59, 35-44, 25-34, and 15-24 years of age, respectively. Only 15 percent are the elderly who aged 60 years and over.

---

been a better choice, and better reflect the natural inclination of human being to live in a society. The team preferred to adopt "The Future We Want" as a tagline.

Table 2: Frequency and percentage distribution of respondents by general characteristic

Characteristic	Frequency (N = 615)	Percent (%)
Gender		
Male	295	47.97
Female	303	49.27
N/A	17	2.76
Age group		
15-24 years old	43	6.99
25-34 years old	131	21.30
35-44 years old	144	23.41
45-59 years old	186	30.24
60 years old and over	92	14.96
N/A	19	3.09
Marital status		
Single	169	27.48
Married	347	56.42
Widowed/Divorced/Separated	81	13.17
N/A	18	2.93
Region		
Bangkok	171	27.80
Central	84	13.66
North	121	19.67
Northeast	70	11.38
South	145	23.58
N/A	24	3.90
Educational level		
No education	27	4.39
Primary	211	34.31
Lower secondary	95	15.45
Upper secondary	143	23.25
Bachelor	114	18.54
Master or Doctoral	19	3.09
N/A	6	0.98



Table 2: Frequency and percentage distribution of respondents by general characteristic (continued)

Characteristic	Frequency (N = 615)	Percent (%)
Primary occupation		
Farmer	153	24.88
Fisher	10	1.63
Employee/Service provider	229	37.24
Merchandiser	58	9.43
Entrepreneur	50	8.13
Government/State enterprise officer	22	3.58
NGO	28	4.55
Housewife	29	4.72
Student	17	2.76
Unemployed	8	1.30
N/A	11	1.79
Income level		
Lower than 2,500 baht	52	8.46
2,500-4,999 baht	62	10.08
5,000-7,499 baht	116	18.86
7,500-9,999 baht	92	14.96
10,000-14,999 baht	112	18.21
15,000-19,999 baht	52	8.46
20,000-29,999 baht	38	6.18
30,000 baht and over	23	3.74
Economically inactive	47	7.64
N/A	21	3.41
Total	615	100.00

Note: N/A = not applicable

Regarding marital status, 56 percent of respondents are married, 27 percent are single, and the remaining 13 percent are widowed, divorced, or separated. Sample respondents currently reside in Bangkok and the Southern region with the largest proportions of 28 percent and 24 percent, respectively. Only 11 percent of them live in the North-eastern region of Thailand.

The percentage distribution of respondents by educational background reveals a generally low level of education among the marginalised population in Thailand consulted, of which four-fifths have no formal education or have attained only primary or secondary schooling. Interestingly, about 3 percent of respondents hold Master degrees or Doctoral degrees.

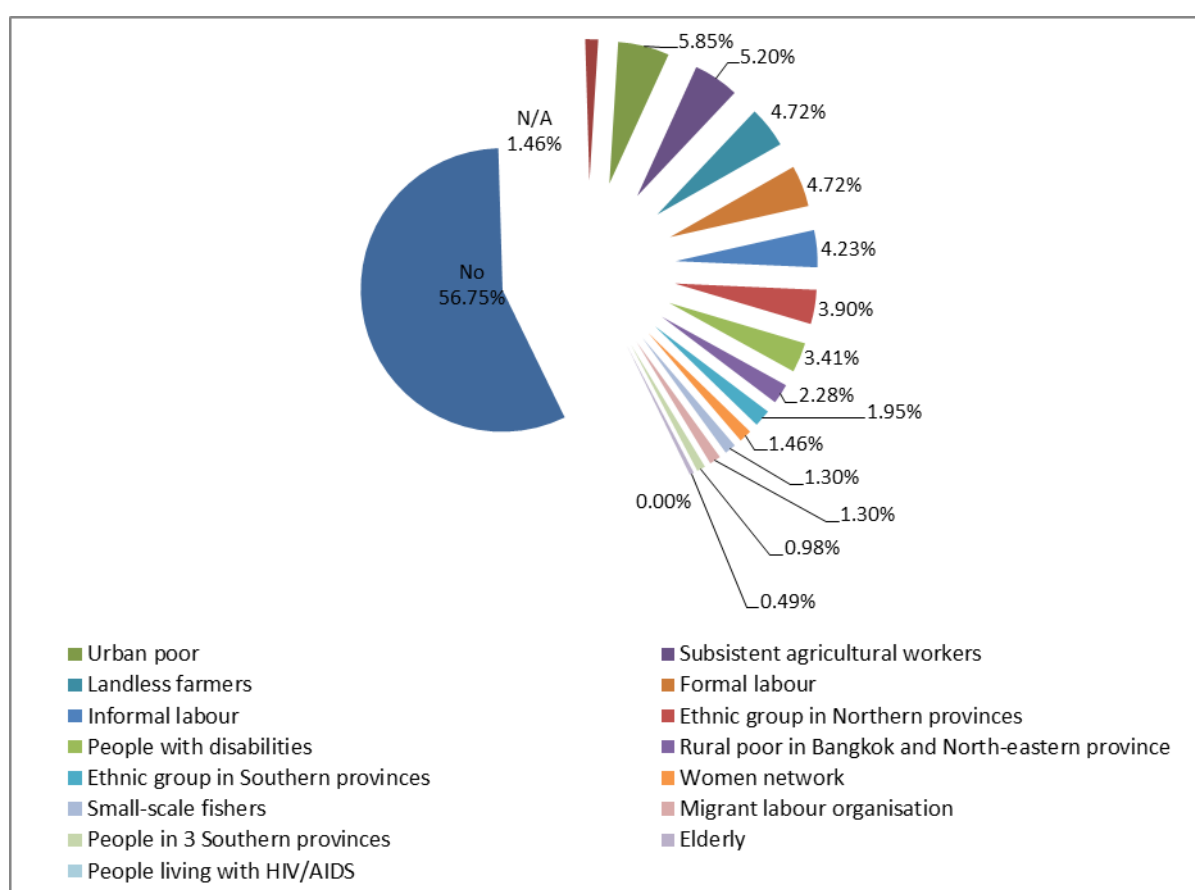
As can be seen in table 2, respondents' primary occupation varies from employees working for private companies or service providers (37 percent), farmers (25 percent), merchandisers (9 percent), entrepreneurs (8 percent), to those involved with fishery (2 percent). It should be

noted that economically inactive persons, namely housewives, students, and unemployed persons, also attribute to almost 9 percent of the total population.

Monthly income of respondents who are economically active varies largely from the minimum of 500 baht to 200,000 baht, with an average income of 10,303 baht per month and a standard deviation of 11,462 baht. Despite the high level of income on average, it is worth mentioned that there still exists about 8 percent of respondents who live in poverty with an income lower than 2,500 baht/month, a level that is more or less on par with the 2011 national poverty line (2,422 baht/month).

When respondents were asked about their perception towards being marginalised by the society, surprisingly more than half of them stated that they do not consider themselves as marginalised person. Nevertheless, almost 43 percent state otherwise, with the main reasons being lack of access to social benefits and welfare, being discriminated against, and the gap in the law. Among those who felt marginalised, the largest proportions are respondents from the urban poor, agricultural workers, landless farmers, formal and informal labour, and the ethnic group in the North. Interestingly, none of those living with HIV/AIDS and only a few elderly respondents felt the same.

**Figure 1: Percentage distribution of respondents by self-perception towards being marginalised**

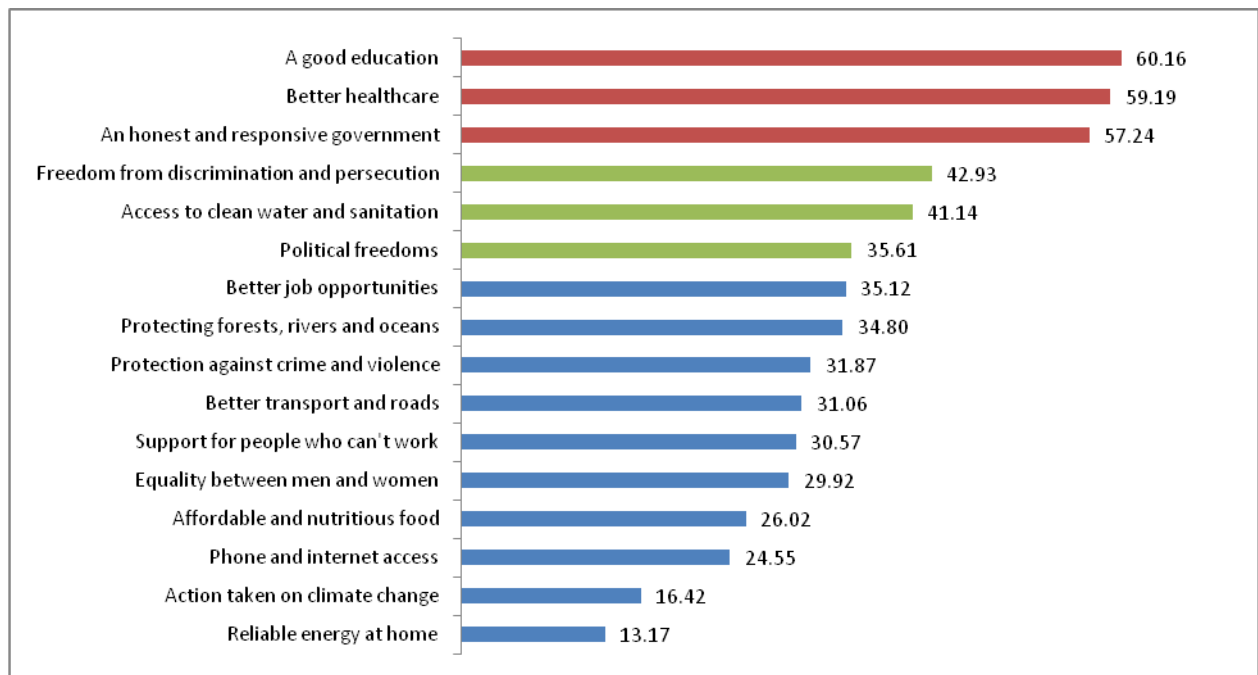


In the second part of the questionnaire, respondents were asked to choose six issues out of sixteen that they think would make the most difference to their lives after 2015 when the Millennium Development Goals timeframe comes to an end. These sixteen issues are:

- 1) Better job opportunities
- 2) Access to clean water and sanitation
- 3) Reliable energy at home
- 4) Political freedoms
- 5) Protection forests, rivers and oceans
- 6) Affordable and nutritious food
- 7) An honest and responsive government
- 8) Freedom from discrimination and persecution
- 9) Protection against crime and violence
- 10) Better healthcare
- 11) Equality between men and women
- 12) A good education
- 13) Better transport and roads
- 14) Phone and internet access
- 15) Action taken on climate change
- 16) Support for people who cannot work.

According to the 615 respondents, the issues that are of equal importance and should be put priority on are quality education, healthcare, and government. About 3 out of 5 respondents answered that a good education, better healthcare, and an honest and responsive government should be emphasized in the future development agenda. Other priorities include freedom from discrimination and persecution (43 percent), access to clean water and sanitation (41 percent), and political freedoms (36 percent), respectively. In addition, approximately 35 percent of respondents also concern about job opportunities and natural resources such as forests, rivers, and oceans.

**Figure 2: Percentage distribution of respondents by priorities for a better world**



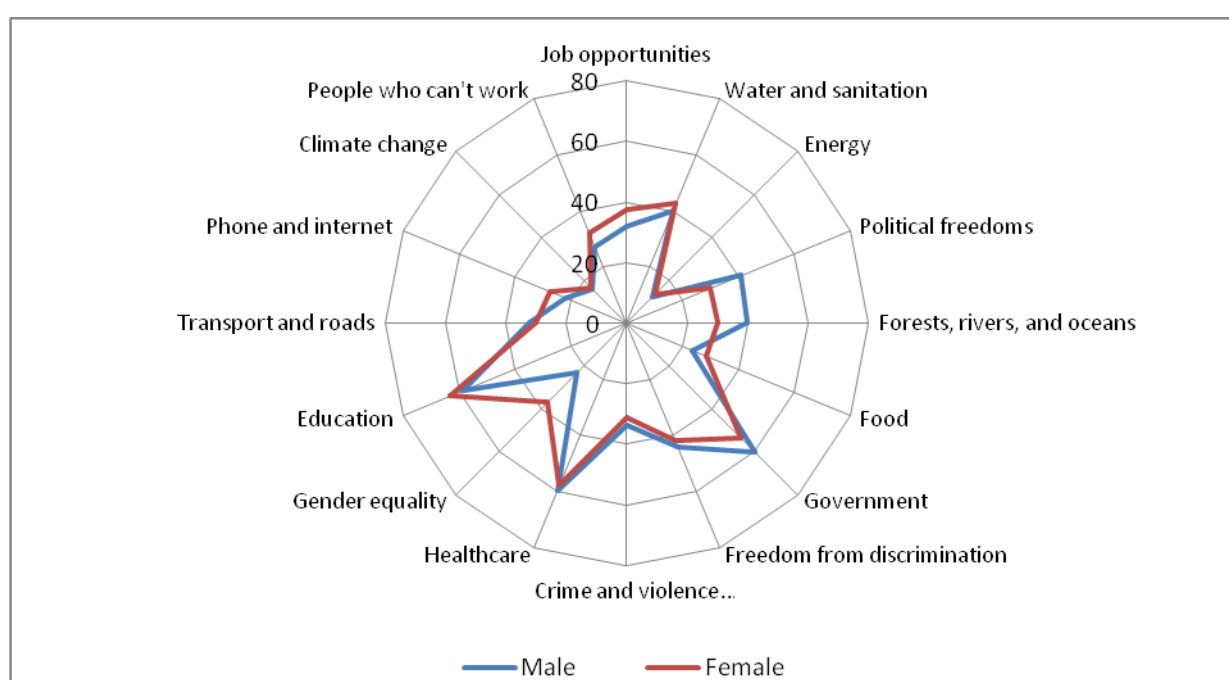
The perceptions of people towards the world in the future may vary by their demographic characteristics such as gender, age, and marital status, as well as their socioeconomic status

such as educational background, income level, and occupation. This section thus aims to analyse any significant difference among these groups of people.

The distribution of male and female respondents by important global issues that concern them reveals interesting findings. Notwithstanding similar priorities at the top, the proportions as well as the ranks are slightly different. While education, healthcare, and a government attribute to the largest proportions of female respondents (63 percent, 58 percent, and 54 percent, respectively), the majority of male respondents give priority to an honest and responsive government (60 percent), better healthcare (60 percent), and a good education (59 percent), respectively. Other priorities that both male and female commonly share are freedom from discrimination and persecution and access to clean water and sanitation.

Nevertheless, female respondents are concerned more about their job opportunities than male as evidenced by 38 percent (6<sup>th</sup> priority) and 37 percent (7<sup>th</sup> priority) of female comparing to only 32 percent (10<sup>th</sup> priority) and 23 percent (13<sup>th</sup> priority) of male. This might reflect the fact that there is still persistent gender inequality in the labour market and that female workers tend to have lower probabilities in finding a good job. Another significant difference lies in perception towards political freedoms and protecting forests, rivers, and oceans. That is, while 41 percent and 40 percent of male respondents regard these two issues as important issues that should be focused in the future, only 30 of female state the same.

**Figure 3: Percentage distribution of respondents by global priorities and gender**



For a better world after 2015, marginalised population in all age groups generally share similar concern on education, health, government, and water and sanitation. Figure 4 nevertheless shows a significant variation in global issues as prioritized by respondents with different ages.

It can be clearly seen that concern on education is likely to decline with age, with almost 3 out of 4 respondents of the youngest age group, but only 2 out of 5 respondents of the oldest

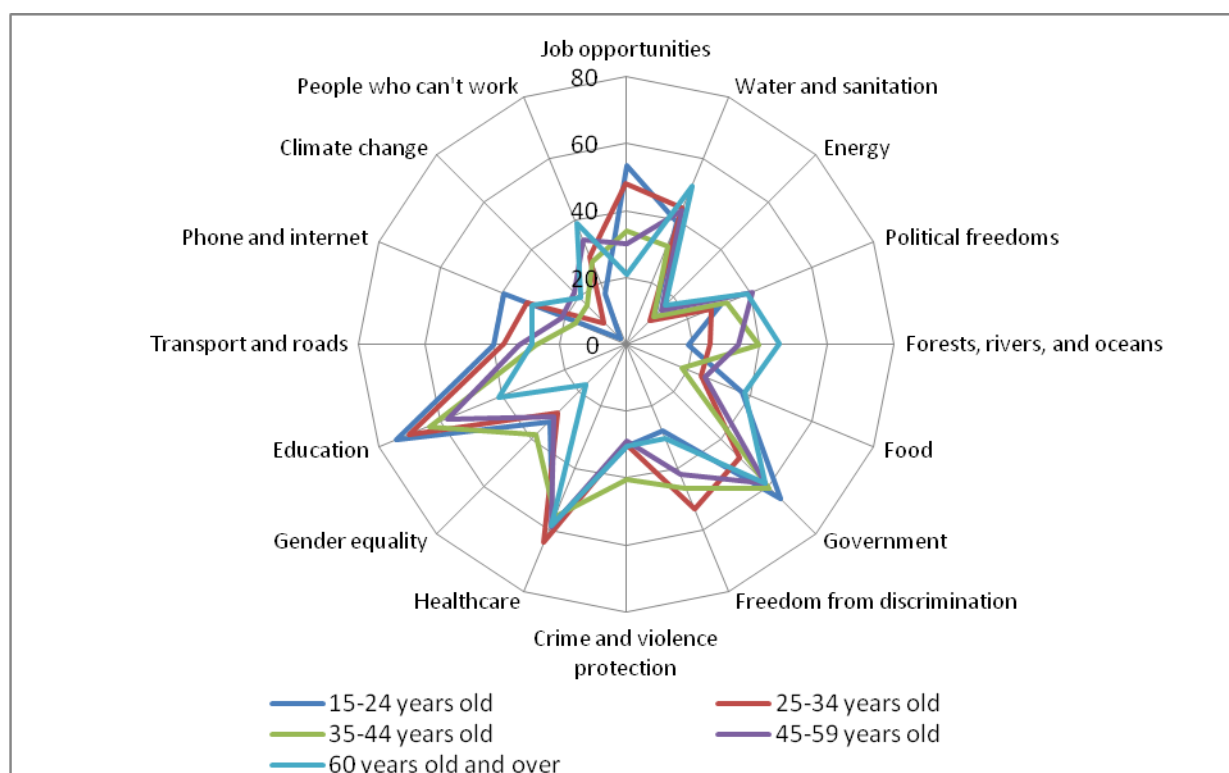
age group call for a good education in the future. These figures make a good education rank as the 1<sup>st</sup> priority issue for younger respondents aged between 15-44 years.

Like a good education, interest on better job opportunities also decreases with age. As it is evidenced by half of younger generations aged 15-34 years who concern about opportunities to find a job in the market, putting the issue to the 4<sup>th</sup> priority, comparing to those significantly lower proportions of those respondents in the older generations.

Older respondents aged 45 years and over, on the other hand, tend to place their highest concern on better healthcare and a responsive government, ranking them as the top priorities. Moreover, as one would expect, almost 40 per cent of the elderly respondents show their interest on support for people who cannot work, while only 16 per cent of the youngest respondents reveal the same interest.

Taken together, it is clear that the majority of younger generations seek for job security and basic infrastructure that will help facilitate their modern working lifestyle, including transport, roads, phone, and internet. Older generations, in contrast, concern more on social and political issues such as discrimination, political freedoms and crime and violence protection, and seem to pay more interest in protecting natural resources either on behalf of themselves or for the sake of future generations.

**Figure 4: Percentage distribution of respondents by global priorities and age group**



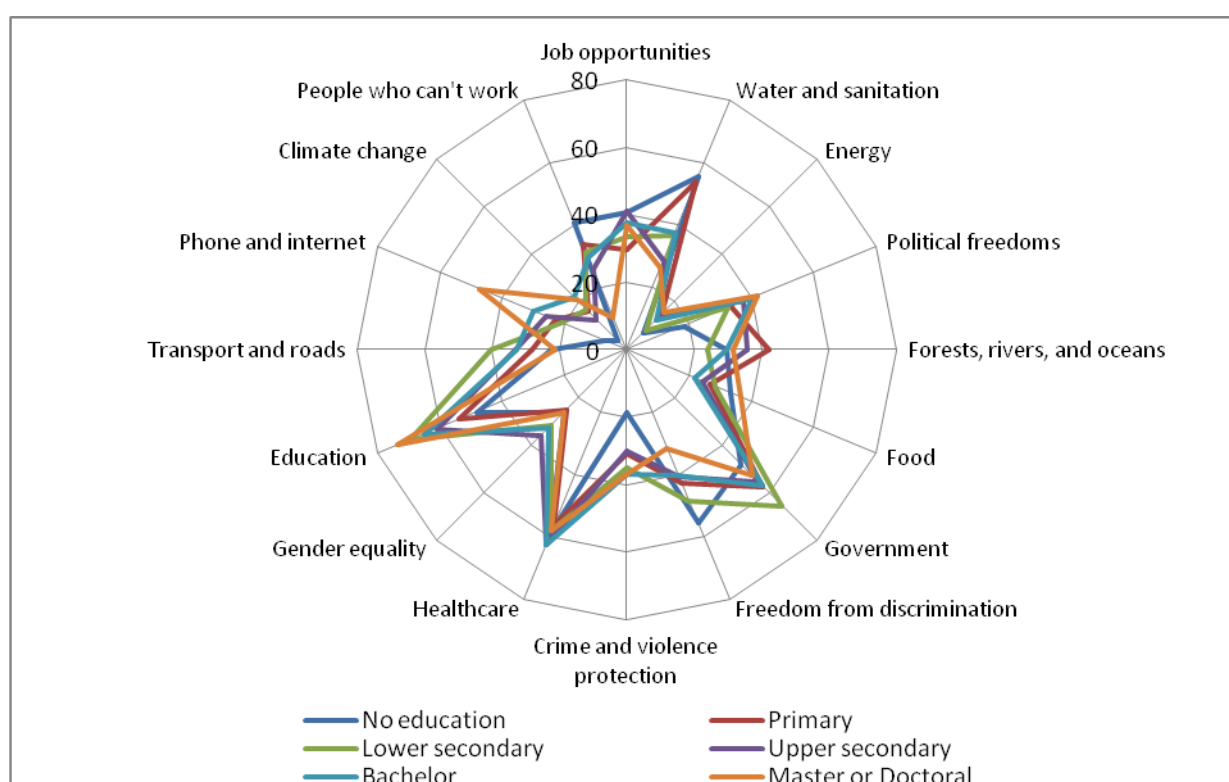
When the 615 marginalised respondents are categorised into 6 educational levels, consistent with previous findings, the top development priorities for the future of their world regard a good education, healthcare, government, freedom from discrimination, water and sanitation, and job opportunities, with the importance of education increasing significantly with the level of education attained by the respondent.

As can be seen from figure 5, despite approximately the same proportion of respondents with no formal education, upper secondary schooling, bachelor degree, and master or doctoral degree share their concern on better job opportunities, it is only those respondents who have no education that specifically put a high weight on support for people who cannot work. This observation can reveal their relatively lower ability to work and thus lower financial security.

It is also found that whilst the proportion of respondents who give priority to political freedoms is likely to increase with educational background, the proportion of those who call for freedom from discrimination and persecution tends to decline with educational attainment.

These findings altogether can suggest that marginalised population with lower educational background may face inadequate access to basic necessities and other forms of discrimination and persecution.

**Figure 5: Percentage distribution of respondents by global priorities and educational level**



Marginalised respondents then are categorised into 5 different groups according to their socio-economic profile as follow:

- 1) Vulnerable people – women, elderly, people living with HIV/AIDS, and people with disabilities
- 2) Ethnic people – ethnic groups in Northern and Southern provinces, and people in the 3 Southern most provinces
- 3) Rural poor – the poor in the rural of North-eastern province, landless farmers, subsistent farmers, and small-scale fishers
- 4) Urban poor in Bangkok and the North-eastern province

#### 5) Labour – formal, informal, and migrant workers

It can be seen clearly from figure 6 that, regardless of their socio-economic profile, marginalised people regard a good education, better healthcare, and an honest and responsive government as their top priorities with slight differences in numbers and rankings.

For the first group whose vulnerabilities rest upon basic rights, the results show that their most concerned issue in lives is better healthcare as stated by the largest 70 percent of respondents, followed by education and public governance. Beside freedom from discrimination and persecution, a large number of women, the elderly, and those with HIV/AIDS and disabilities express their specific interest through other priorities chosen, which concern a support for people who cannot work, and gender equality, the issues that are significantly of lower interest for other socio-economic groups.

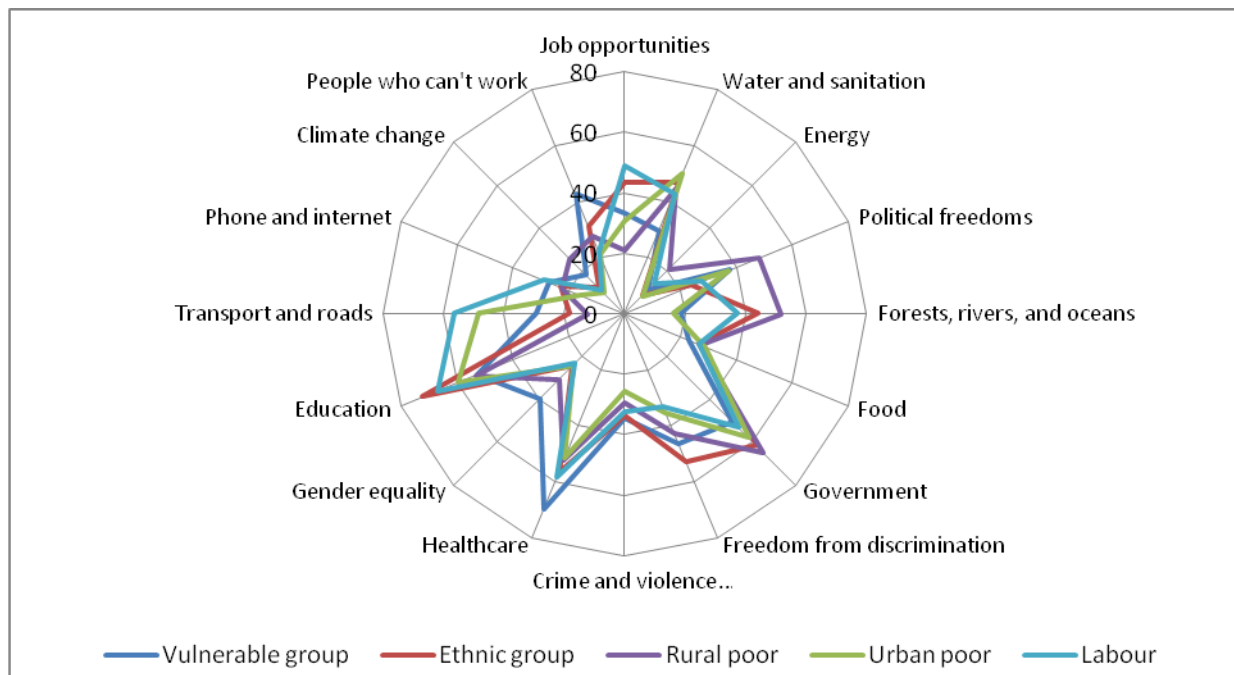
Respondents from the second group share similar concerns for the global issues in such way that education, government, and health are ranked as their top priorities. Nevertheless, living the different way of life with distinctive cultural identity, it is not surprised that about half of respondents from the ethnic groups resided in the rural areas of Northern and Southern provinces emphasize freedom from discrimination and persecution, access to clean water and sanitation, as well as protection on natural resources in the future.

Likewise, it is found that the rural poor whose lives largely depend on ecological rights also put a great importance on protecting land and water resources. Another interesting finding observed from the third and the fourth groups is that, the poor, regardless of their residence, are the only two socio-economic groups that call for political freedoms as one of their top priorities. The existence of persistent inequality between the rich and the poor in the society might lead the poor to pursue political channels for their view can be freely expressed and their voice can be heard.

As for the last group, a substantial number of formal, informal, and migrant workers, who generally seek for decent work environment and social protection, regards better job opportunities, the only priority issue observed among all socio-economic groups, as their main concern in the near future.

Last but not least, it is worth mentioned that, unlike other groups, the urban poor and labourers give priority to better transport and roads, as they might find it economically inefficient and inconvenience in commuting around the cities with the existing transportation system.

**Figure 6: Percentage distribution of respondents by global priorities and socio-economic profile**



In sum, the results from the above analyses clearly show that the top three priority issues for the surveyed population are a good education, better healthcare, and an honest and responsive government for almost all groups of respondents. Of the most importance is that any similarities or differences in other development priorities between groups of respondents can be mainly attributed to diverse demographic characteristics and socio-economic backgrounds that make up different living and working environments individuals live in.



## Focus group meeting results

This section will report on the outcomes of the focus group discussions organised by each network organisation under the guidance and support of CUSRI and following the guidelines reported in Appendix 3. For each group a brief background on the meeting is provided (including number of participants) followed by an outline of the main issues raised under these broad headings:

1. Change in the last 15 years
  2. The Future We Want
- 1. *Women's Network*** (The meeting was held by Women's Network for Advancement and Peace, 21 May 2013 at Student Christian Center. Number of participants: 36 (Male: 2 Female 34))



### ***Change in the last 15 years***

Participants discussed the gender equality law in Thailand and the lack of proper knowledge of its content and related implementation procedures.

Women who work in the informal sector have pushed for a law to protect working women including domestic workers. They have also promoted vocational training for women. Among the challenges faced, it was indicated the pressure of having to cover also family duties as working women. Furthermore, domestic workers reported cases of sexual harassment by their employers, hard work and long working hours. At the moment there is not yet a domestic labour law to protect the rights of domestic workers.

Financial insecurity was also mentioned as a persistent cause of concern leading to indebtedness. This is not only linked to insufficient income, but also to gambling. A women network is now working on the promotion of savings, urging women to cut unnecessary expenses in their households and avoid borrowing money.

Specific concerns were raised by the women representatives from the three southernmost provinces including their worry over their children's lives as they become vulnerable to be engaged in the current violence. They also noted that Muslim principles can be wrongly used to exclude and discriminate women in many respects and called for gender equality and eradication of discriminatory practices. Women roles should not be confined to the household but they can also take part in community service and social activities.

Risk of being trafficked was also noted as well as the working being done by the anti-trafficking network to raise awareness in this regard, especially among female students.

### ***The Future We Want***

This is a list of quotes from the women who took part in the focus group discussion, which exemplifies some of the changes they would like to see in order to build a better future for them and their families:

- “Women should have more knowledge about politics and their political rights not be easily manipulated by political parties.”
- “There should be real change for gender equality and justice. Women are not accepted in decision-making processes at the local level.”
- “We want to see changes in the labour law and promotion of vocational training.
- “Women must keep up with technological change.”
- “Domestic responsibilities should be shared among men and women. Parents should teach their children about morality and spiritual practices such as meditation. We want our children to have higher education.”
- “We want sufficient economy practiced in our community. Women must develop themselves and their families.”
- “We want Thai society to be sympathetic. No discrimination, no classism, no antagonism. Politicians should not have excessive power.”

- “Government should financially support and promote women’s status and gender equality. Existing law should be effectively implemented and people should take part in policy- and decision-making.”
- “There should be a proper welfare system to support pregnant working women and teenagers.”
- “Public space should be provided for women to express opinions and organise activities, including further dialogue between men and women to work together to overcome gender inequality.”
- “Women should be able to access information about law and rights.”
- “We, women from ethnic minority groups, want our women to be more courageous and solve our own problems. We are still discriminated for our cultural practices and traditions.”

**2. *Aging Population*** (Three meetings were held by “The Foundation for Older Persons Development” (FOPDEV) on 13 May 2013 (in Chiangmai), 14 May 2013 (in Mae Hongson) and 19 May 2013 (in Chiangmai). Number of participants: 57 Male: 33 Female: 24)

### ***Change in the last 15 years***

Members of the older persons’ network summarized the impact on their lives in the last 15 years of changes in three main dimensions:

- Economic - Unemployment and/or insufficient income do not allow family members to look after their elderly relatives any longer. Moreover, while many in the past could rely on natural sources, they now have to buy food and water.
- Social - Economic challenges impact the social life of the elderly. Working age people often have to leave their hometowns to make a living and have to leave their children behind for the grandparents or other older relatives to take care. Grandparents have to bear the cost of raising their grandchildren, leading to financial deficits. Inter-generational cultural/social gap is also widening.
- Health - Elderly people experience physical problems and chronic diseases. Even though they can get access to free health care such as national health insurance or the gold card, the treatments they receive from sub-district hospitals are only basic ones. The cost to move to better hospitals in provincial centres is still high.

### ***How to handle change?***

Participants suggested that change needs to happen at two levels:

- Individual - Senior citizens should take care of their own health and keep developing themselves by joining activities organised for them.
- Collective - Capacities of Elderly’s Associations should improve to effectively take care of their members. Enhancing their capacities will better prepare them for future changes. These Associations should also play a stronger role in national decision- and policy-making, to improve elderly’s lives.

### ***The Future We Want***

Participants emphasized the need for basic income security, in particular the importance of guaranteeing a proper subsistence allowance, which is for many their only source of income. They wish that the allowance could be increased to meet their daily expenses. Additional education and recreational activities for aging persons should be organised, such as vocational training. Elderly should be informed about their rights to be able to better claim them and protect their own benefits.

### **3. People with HIV/AIDS** (ACCESS conducted telephone interviews and surveys with 40 participants (Male: 20 Female: 20))

#### ***Change in the last 15 years***

The situation of people with living with HIV is better from the past. People with HIV infection were not properly treated in the past and many people died because of opportunistic diseases, but the situation has now improved as a result of the universal health care system. However, some pointed out that the current system does not cover all the anti-virus drugs which are crucial for the treatment and patients still have to bear some of the costs themselves. Food safety (linked to environmental pollution) might also affect the health of people living with HIV. Participants also noted that the breakdown of traditional community culture affected their well-being, as people are busy working outside their communities and kinship ties are becoming weaker.

#### ***Change in the next 15 years***

Participants expressed concern that further push towards market economy and free trade agreements will make it harder for people to get access to affordable medicines. On the other hand, people will be more knowledgeable and aware of how to take care of themselves, while CSOs will learn to play a strong role in policy-making. Demographic patterns will change and we will move towards more nuclear families. Relations will be looser and communities weaker.

### ***The Future We Want***

The participants pointed out the following main changes they would like to see in the future:

- Standardized health care system for everyone. The service should be provided considering the need of the patients not their ability to pay.
- Free trade agreements should consider the impact on the price of life-saving medicines.
- Stronger civil society and more people's participation in political/decision-making processes.
- Enhance community rights; these are fundamental to strengthen local communities. This should include further decentralization delegating relevant decision-making to the community.
- Work towards the reduction of income inequalities and access to natural resources.

- 4. *People with disabilities network*** (The meeting was held by Disabilities Thailand, 30 May 2013. Participants are members from National Association of the Deaf in Thailand, Association for Persons with Intellectual Disability of Thailand, and Association for Guardians of Autistic Persons of Thailand. Number of participants: 22)

***Change in the last 15 years***

Participants noted that people with disabilities are often perceived as a burden to the society and their participation to public life is not facilitated. For example, during political elections infrastructures are not equipped to guarantee access to people on wheelchair that want to go and vote. People with hearing impairment have limited access to information concerning political parties' policies. People with mental disabilities often face prejudice and are excluded from public life. If people with disabilities had better access to policy-making processes and covered public administration functions, policy addressing their specific needs would be more, and more effective.

People with disabilities in rural areas often rely only on the government minimum allowance (500 baht per month) and cannot afford to buy drinking or even tap water and have to rely on ground water which could be contaminated. Difference in levels of benefit are also registered in the three main health schemes, namely social insurance, civil servant's welfare and universal health care. Properly equipped physical rehabilitation centre are in dire need, as people now have to wait a long time to access the few available, and equipment is expensive for individuals to afford.

Participants also noted that they suffer widespread discrimination in accessing education, employment, religious and cultural services. Consequently their education level is usually lower than others. Protection mechanisms are not adequate, especially at the local level.

Disabled women also registered a higher level of discrimination in political participation. Disabled women who are victims of domestic violence lack proper assistance, including, for example, having a sign language translator for people with hearing impairment at police stations.

***The Future We Want***

The following main proposals were put forward by people with disabilities during the consultation:

- Representatives of people with disabilities should be empowered to take part in the political processes.
- Exchange of opinions and ideas on disability should be facilitated between stakeholders and politicians.
- Mechanisms to facilitate people with disabilities' participation in politics should be supported, such as better infrastructure and regulations.
- Awareness-raising to end discrimination and prejudice against people with disabilities.
- Improve access to public transportations.
- Local services to be provided specifically for people with disabilities.
- Increase financial allowance for people with disabilities which keeps into consideration rising cost of living.

- Enhance education and financial support for students with disabilities and expand specialised learning centres.
- Promotion of women with disabilities' participation in politics and policy-making.

**5. *Ethnic groups in Northern provinces*** (the meeting was held by Inter Mountain Peoples Education and Culture in Thailand Association (IMPECT) in association with Northern Development Foundation, Kanlayaniwattana district, Chiang Mai, 15 May 2013. Number of participants: 42 (Male: 23 Female: 19))

### ***Change in the last 15 years***

The discussion with the ethnic groups in the Northern provinces highlighted the issue of unclear civil status and conflict with authorities over land. The participants also noted that sometimes development projects push people out of their villages and people feel that they lack opportunities to participate in the decision-making processes leading to these projects. Hill-tribe people noted that they often experience unequal treatment being subjected to stereotypes, like being perceived and labelled drug dealers or people who destroy the forest.

The Hill-tribe network addressed the issue of community's rights to self-management as people from different tribes are now trying to strengthen their tribal councils. The attempt is to empower themselves to be able to negotiate with corporations and government who are bringing change into their communities. This would allow them to more effectively address the economic, health, and social problems they are currently facing. Lack of land titles, for example, makes local people vulnerable to be convicted as trespassers on what they consider their own land. Moreover, economic difficulties push people into labour contracts which are not sustainable (it is the case sometimes of contract farming according to the participants). There is also concern over the upcoming establishment of the ASEAN Community as they fear this would bring further pressure on the land and the natural resources they depend on.

### ***The Future We Want***

The following concrete proposals were made to enhance ethnic groups' life in the future:

- Build a strong network to increase negotiation power.
- Push for change in forest management laws and policies.
- Support further decentralization of power.
- Work together for environmental protection and preservation.
- Communicate more with the public.
- Ethnicity should be clearly defined in identification card.
- Promote proper legislation to protect community rights and ensure its enforcement.
- People should be empowered to determine their own future with the support of the authorities.
- Policies for allowing a certain degree of self-government for ethnic groups should be considered.

- Participation of ethnic groups in national politics should be facilitated.
- Promote use of mother tongue in early education. School curricula should reflect the ethnic culture and the number of ethnic teachers should be increased.

**6. *Ethnic Groups in Southern Provinces*** (Moken, Moklen and Urak Lawoi people). The data derives from extensive research on this group by CUSRI<sup>5</sup>.

Moken, Moklen and Urak Lawoi people face similar issues as other marginalised groups in the country. However, the main issue for them is statelessness and consequent exclusion from public services such as the universal health care system and access to natural resources. Being stateless also makes them vulnerable to abuses and bribes.

The issue of land titles emerged in the aftermath of the 2004 Tsunami that hit the western provinces of Southern Thailand. Local people displaced by the Tsunami faced difficulties in gaining back access to their land for lack of proper deeds. Most people from ethnic groups had also issues about their homes, and they were afraid to be evicted. Some of fishermen were lured into illegal and dangerous fishing practices, such as crocodile hunting in Andaman and Nicobar archipelago. While national conservation areas were expanded to their source of livelihood, limiting their access to it. Ethnic groups in southern provinces reported feeling insecure about their cultural and spiritual identity, due to decline in confidence and pride. They are at times called ‘sea gypsy’, a term which has often negative connotations. Formal education in Thailand mainly reinforces Thai identity, which ends up undermining local wisdom, culture and traditions.

**Recommendation to support a better future for Southern Thailand ethnic groups**

- National identification card should be issued for people of ethnic groups to protect and secure their rights, so they can get access to health care, educational funds and certificates of education, right to travel freely, to employment, etc.
- Special social and cultural areas should be developed (for example, housing, living area and spiritual area). These are the areas where people’s community rights, social and cultural values are protected from negative impact of development. Ethnic groups’ communities must be able to find development alternatives which allow their culture to be preserved with dignity. The special social and cultural areas will lead to participatory processes within communities and allow people to determine the direction the development of their own community should take.
- There should be funds to promote the community. Funds will bring about self-empowerment and collective action. People will get together to manage and discuss their problems. The community might divide funds to protect the welfare of those who experience problems or to face emergencies.

---

<sup>5</sup> Findings from this group comes from results of CUSRI’s research project called “Social Equity and Social Health Project” (2011-2012) looking at structural factors and the causes of inequality in Thai society.

**7. People in the three southernmost provinces** (The meeting was held by Community Council of Saiburi Basin, 19 May 2013. Number of participants: 12 (Male: 8 Female: 4))

***Change in the last 15 years***

Participants noted that relationships within the community dramatically changed in the past years due to the rising level of violence. People's participation in communal activities has declined. Buddhist and Muslims became more and more distant. People take more caution in interacting with others because of fear for their own security. People noted the decline of their value system, government's control, education, culture, tradition and religion.

Occupational patterns also changed. While in the past people mainly made a living working in rubber, fruit and rice plantation, and cattle, now trading and small and medium enterprises are becoming more relevant.

It was also noted that development projects should not only cover infrastructure but also social, cultural and spiritual aspects of development. Furthermore the impact of these processes on the communities should be properly assessed and people provided with opportunities to participate in the decision-making processes that affects their lives and their communities.

***The Future We Want***

People from the southernmost provinces noted the following issues to enhance their future:

- Relationships at the community level should be restored and people should focus on the common good.
- Plans outlining coping measures to address changes in the society should be drawn.
- The current people's network should be expanded and strengthened in order to empower communities.
- Develop programmes to restore faith in the community and its culture.
- Strengthened local public participation in the management public affairs.
- Education and knowledge systems should be expanded to raise awareness about sustainable development.

**8. Rural Poor in North-eastern Provinces** (The meeting was held with community representatives from Chaiyapoom on 2 May 2013 (23 participants).)

***Change in the last 15 years***

Participants agreed that the problems they are facing are mainly linked to the impact of past national development strategies and projects. Villagers feel that they are in a disadvantaged position when it comes to claim their rights over land and its products, especially vis-à-vis large corporation and private businesses. Contract farming modalities, to which many were drawn, curb farmers' independence and economic sustainability. Pay is considered low, while production costs and interest rates are high.

Participants also raised the issue of access to land and natural resources. To favour profitable industrial plantations, such as rubber and eucalyptus, the traditional use of land by the local communities is often overlooked. People relied on the land for generations for their livelihood, but without legal entitlements. This situation has led to land disputes and many people are being charged as trespassers. Some end up having to move out from their



homeland and look for paid jobs elsewhere, beefing up the ranks of urban poor squatters and homeless.

People tried to increase their negotiation power by forming organisations, such as NaamSern Basin People's Organisation in Chaiyapoom province. They appeal to the authorities over land disputes and follow up on the cases. These people's organisations not only mobilize over land rights but they also adopt new strategies by supporting sustainable living such as the promotion of "organic village", seed bank and community shops. The objective of these activities is to enable local people to be self-reliant.

### ***The Future We Want***

The participants from the North-Eastern provinces noted the following main changes needed for the future:

- Re-claim land rights and establish mechanisms to protect and fulfil those rights.
- Ensure participation in decision-making processes that impact people's access to natural resource and directly affect their lives.
- Enhance social and economic equality in the society. Introduce relevant tax measures such as progressive land tax.
- Establishment of a land bank.
- Define agricultural zones to be protected and guaranteed for local people's ownership and use.
- Strengthen people's organisations and develop people's awareness and knowledge, including through the establishment of Farmers' Schools to enhance capacities for effective public participation in the policy and decision-making processes and foster local culture and value of natural resources.
- Guarantee housing for the poor.

9. ***Landless farmers*** (The meeting was held by "People's Movement for a Just Society" (P-Move), 12 May 2013 at demonstrator's tent near Ministry of Education. Participants consisted of members from Southern Region Farmer's Union, Bantad Mountains Land Reform Network and Northern Region Farmer's Union (hill-tribe people). Number of participants: 57 (Male: 31 Female: 26))



### *Change in the last 15 years*

Participants of the Landless Farmers' Network also pointed out that a common struggle in the last 15 years has been land disputes with the state and major corporations. The establishment of protected natural reserves also often affects people's livelihood as for a long time many earned their living by collecting products from forests. These people are forced to move out from their homeland and change their life styles, culturally and economically. Major development projects such as power plants and dams also lead to similar problems. Concerns were expressed over the government's apparent favouring of major infrastructure developments over the well-being of local population, and these are seen as benefitting mainly private companies.

Some participants stated that they have been in dispute with authorities over land for more than 15 years without seeing any progress. They would like to see the authorities being more responsive to people's needs and rights. It was also noted that sometimes understanding of

local knowledge and practices is limited. For instance shifting cultivation, used by hill tribe people in Lampang province, is considered harmful to the forest by the authorities, but in fact preserves it according to local knowledge. This population is now not allowed to farm their traditional land, which has been demarcated as national reserve.

Some participants argued that the problems are linked to trade liberalization and the commoditization of public goods such as land. Major corporations buy land in rural areas for industrial activities and those people who relied on natural resources lose their livelihood. Participants reflected that traditional life styles are being more and more influenced by consumerism. As one of the participants put it:

“Everybody wants to have money. People can now take loans. The more they take loans, the more they are in debt. We have all the infrastructure, electricity and piped water. If you have money you have power. But we lost the power to rely on ourselves. Every family is now in debt. So they have to earn money all the time. People don’t have time for their family. People from marginalised groups will be the first to face the impact of the eroding family values.”

### ***The Future We Want***

The following quotes from the participants to the discussion summarise the main priority for the landless farmers:

- “We want our land back for our children in the future. I feel that much of the land is now owned by private companies.”
- “We want community rights protection and reduction of inequality.”
- “I want the government to pass the law on progressive land tax. I want them to demarcate agricultural zones to avoid using the land for real estate.”
- “We want to push for community title deeds and progressive tax system. We also want to take part in the policy-making because the government does not always know what we want.”
- “People have to be able to determine their own future.”
- “The future we want is equal rights, equal treatment regardless of economic status.”
- “The right to manage natural resources, to own land. We want food security. If we have the right to manage resources, we will be able to determine our own future.”
- “The people alone cannot make much impact with the government. The United Nations must ensure that every government respect the needs of its own people.”

**10. Sustainable Agriculture Network** (Meetings were held by Sustainable Agriculture Foundation (Thailand). There were three meetings on 16 May 2013 (in Prachinburi), 18 May 2013 (in Yasothorn) and 19 May 2013 (in Krabi). Number of participants: 40)

### ***Change in the last 15 years***

There has been an increase in monoculture and use of chemical substances in agriculture which brings about soil degradation and food contamination. Bio-diversity of rice has

decreased. Food security in the country has declined as production has shifted more towards industrial crops, such as rubber and palm oil. Water scarcity also causes conflicts between farmer communities.

Farmers become more and more in debt as a result of the high cost of agricultural inputs and rising cost of living. Indebtedness some time leads to losing one's land. The price of land rose up about two to three times during the period 2010-2013, and it becomes more and more difficult for farmers to be able to buy their land back when/if they lose it. Farmers' income is usually insufficient to cover basic needs, taxes and children's education. For the farmers who need to rely on paid labour, the recent raise in the minimum wage had a significant impact. In addition, the shift in minimum wage is seen as raising the price of consumption goods and hence the cost of living for the farmers.

Policy-making processes are still top-down and lack of significant participation from civil society. Greater transparency and more efficient and accountable public administration would enhance policies' effectiveness.

Also representatives from this group lamented the shift towards a consumerist society at the expense of local culture, tradition and wisdom. This shift also implies that people rely more on commercial food and that the traditional barter system in the community weakened.

### ***The Future We Want***

The group came up with the following main suggestions that would define a better future:

- Raise awareness of local people in the community about the on-going changes, enabling them to analyse the situation and come up with their own coping measures. Formal education should also be better linked to reality on the ground so that people once they graduate would go back to their community and develop it.
- Accountability, transparency and efficiency of local government organisations should be improved.
- People's participation in policy-making and check and balance processes should be promoted, as well as their right to express opinions respected.
- Community-level associations should be established to protect farming areas, as well as to promote collaboration with other similar networks.
- Better transportations.
- Expand forest and other reserves and ensure clean and abundant natural water.
- Promotion of self-sufficient agriculture.
- Promotion of sustainable and organic agriculture, to produce safe and environmentally-friendly food.
- Increase the use of renewable energy such as solar and wind. Reduce unnecessary use of energy which is the cause of global warming.

**11. *Fishers in Small-Scale Fishery*** (The meeting was held by Association of Fishers in Small-Scale Fishery at Regent Hotel, Ramkhamhang 22, on 14 May 2013. Participants were fishermen from Prachubkirikhan, Songklha, Pattalung, Trang and Nakhon Srithammarat (Number of Participants: 30 (Male: 25 Female: 5))



### *Change in the last 15 years*

Fishers have established over the years associations to work on policy-making and monitoring. They also set up funds, such as the marine life funds to conserve marine life and its eco- system. They also established their own saving funds to be free from debt; participants noted that in this way they were able to reduce the level of debt in their community. Some fisher groups took initiatives to improve their communities, such as establishing conservation and women's groups, emergency centres and community banks. Participants reported that working with these groups enhanced their knowledge and saw the support of local authorities. Fishers who attended the meeting came from different provinces, but they were connected through cross-networks collaboration which allowed for peer

learning. People, for example, are now more aware of the impact of mega-projects in their eco-system and their livelihood.

Over the last 15 years, communities have also experienced some negative changes. Some reported young people's drug abuse and gambling as well as environmental degradation and decrease of fish population due to development projects and industrial plants which is vital for the eco-system and fishers' way of life. Natural resources are exploited at an increasing rate. Mangrove forests are threatened by the pollution and industrial exploitation of land. The marine resources are also threatened by unsustainable fishing methods like push nets and uncontrolled use of dragnets. Furthermore, commercial fishery keeps the prices artificially low due to fuel subsidies and low-paid migrant labour, pushing small-scale fishers out of the market and some fishers end up leaving their occupations to find jobs in the city.

### ***The Future We Want***

For small-scale fishers the future lies on the following main issues:

- People should create associations and these should be underpinned by moral and ethical principles rather than aiming at material development.
- People in the community need to be aware of their community rights and other rights. They should have access basic infrastructures and public services.
- Young people should be empowered to get involved in their own community and embrace a spirit of voluntarism.
- Community leaders should serve as the link between the community and the authorities.
- Communities should collabourate and share their knowledge with other communities or networks.

**12. Urban Poor** (The meeting was held by Human Settlement Foundation Thailand, 12 May 2013, in front of The Government's House. Number of participants: 45 (Male: 25 Female: 20). Another meeting was held with the group of urban poor in KhonKaen on 3 May 2013 (12 participants). Total participants: 57.

### ***Change in the last 15 years***

The group agreed that the phenomenon of urban poverty is the consequence of changing agriculture production patterns in the rural areas (moving from self-sufficient to commercial production) and the overall economic and industrial development. Many farmers cannot afford the rising production costs and move to the city to find jobs. Housing in the urban areas becomes an issue and many people end up squatting on abandoned or public land. With no house registration number their rights to services is also limited and, as the city grows, they are evicted and pushed more to the margins. For example in KhonKaen there are communities living along the railways and are facing the same challenges noted by the group of urban poor in Bangkok, i.e. eviction, lack of access to services as they do not have a house registration number, etc. Furthermore the group felt that the lifestyle promoted by the society pushes people to live beyond their means, to pursue material wealth at the expenses of family and community ties.



Homeless people felt that their situation is the result of unequal and unjust social structure. They lack a social safety net and situations are often aggravated by financial problems, experience of violence, trauma and conflict within the family.

In the last 15 years, there has been some positive change. Urban poor established a coalition and they are undergoing a learning process, knowing more about the law and their rights. They associated themselves and have been able to mobilize to call for the government's attention to their plight.

### ***The Future We Want***

The following main statements were made and issues raised in order to build a brighter future for urban poor and their families:

- “We want to see three the adoption of three pieces of legislation: Community Deeds Act, Land Bank Act and Progressive Tax Act.”
- “The education system must be reformed. There should be no standard test. People should take courses according to their capacities.”
- “The government must ensure housing security for its people.”
- “The government must treat its people equally, based on human rights.”
- Participation of the poor in decision-making processes and development projects should be facilitated.
- Support land reform.
- Protection of basic rights.
- Promotion of sustainable agriculture.

**13. Informal Labour** (The meeting was held by Foundation for Labour and Employment Promotion (Homenet), 17-18 May 2013. Participants consisted of representatives of motorcycle riders and domestic workers. Number of participants: 41 (Male: 14 Female: 27))

### ***Change in the next 15 years***

The Informal Labour group focused their session on the expected change in the next 15 years as captured in the following issues:

- There will be better public transportation system such as sky train and high speed train.
- Technological development will facilitate daily life, price of electronic appliances will go down and communication systems will be better and faster.
- People will live longer because of better healthcare, but elderly will not be taken care of by the society.
- Environmental changes such as pollution and rising temperature will bring water contamination, scarcity of food and water. Climate change will increase frequency and severity of natural disasters. The expansion of urban areas will cause more internal migration, from rural to urban settings.

- Access to education might be getting better but there could be more unemployment as skills do not match labour market's demand and the ability of children to think analytically and critically not necessarily will improve.
- More people will be working in the informal sector and there will be more international labour migrants.
- Land price will go up.
- Investments will grow in the industrial sector while the agricultural sector will be left behind. Farmers' age will continue to rise as younger people will not want to join the agricultural sector.
- Technological development will reduce personal interaction within the family, society will become more selfish and social problems like use of illegal drugs, sexual abuse and crime will worsen.
- Cost of living will continue to rise and people will be more in debt and become poorer.

### ***The Future We Want***

- Security in employment and wages. Independent occupation such as farming should be supported. Industrial estates should be established also in rural area so that people can work near their hometowns.
- Lower cost of living and possibility of saving money.
- Ownership of homes and not having to pay rents.
- Convenient, cheap, accessible transportation system.
- Equal, sufficient and accessible health care services.
- Pension and welfare for older persons.
- Good and free education for children.
- Close relationship within the family. Ethical and moral society, safe and with less crime.
- People to have equal rights.
- Transparency and no corruption.

**14. Formal Labour Network** (the meeting was held by Arom Pongpangun Foundation, 12 May 2013. Participants consisted of members from Thai Kurabo Trade Union, NXP Manufacturing Trade Union, Fageeb Workers Union, Warehouse and Logistics Workers Union (Thailand), Bridgestone Thai Workers Union, Good Year Managers Union, IDS Manufacturing Workers Union, Medicine and Medical Equipment Trade Union, Ceramic Workers Union, Centago Workers Union, Rayon Thai Workers Union, Property Transport Supervisory Workers Union, Jewelry Workers Union, IRC Tire and Rubber Manufacturer Labour Union, Panasonic Electric Work (Thailand) Co., Ltd. and Linfox Transport, (Thailand), Ltd. Number of participants: 42 (Male: 25 Female: 17))





### *Change in the last 15 years*

Participants to this meeting comprised workers from various types of industries including meat, medical equipment, textile, electronic parts, automobile, jewellery and sports equipment production as well as logistics.

The obvious change in the industrial sector is the replacement of labour by machines and other technologies. Workers have been under pressure to adapt to the new technologies and changing production patterns. Participants reported that their working hours and workload have increased causing fatigue, health problems and accidents in the workplace. Social health insurance and gold card service cover only basic, lower grade drugs, noted the participants, and people still have to wait in long queues in order to receive medical treatment. The increased working hours do not necessarily reflect in higher income and instead lead to less

time with families, while cost of living rises. Labour unions in Thailand still lack proper negotiation power vis-à-vis the companies' management. Participants felt that many companies used the 2011 flood as an excuse to reduce the number of employees and several had voluntary resignation programs.

### ***The Future We Want***

- More public school in city areas.
- Higher wage and subsidies to cover food and transportation costs.
- Application of the 3 eights rule: 8 hours for work, 8 hours for relax/sleep and 8 hours for learning. Nowadays workers spend 12 hours a day to work, 8 hours for relax/sleep, and 4 hours to travel to and from their workplace.
- Lower energy cost.
- Political stability as instability affects the economy.
- Government's control over price of consumption goods such as gas and oil.
- Nurseries near the workplace.
- Thailand should adopt the ILO Conventions No. 87 and 98 to protect workers' right to association and negotiation.
- Eradication of drugs.
- Good access to medical services and to quality medicines.
- Separate industrial area from agricultural area.

**15. Migrant Labour Organisation** (The meeting was held by Network for Migrant Worker Development, 19 May 2013 at Student Christian Centre. Participants were Myanmar workers in Bangkok and its suburb. Number of participants: 13 (Male: 9 Female: 4))



### ***Change in last 15 years***

For this group the most notable change in their lives was the decision to leave their homeland and move to Thailand to work. In this process they were faced with many cultural and social differences and had to slowly adapt. They all came to Thailand looking for better opportunities, however, once here they faced many challenges. Over the years they grew more confident about their rights and feel more secure about living and working in Thailand. Although the Thai government allows illegal migrants to go through a national identification process and legalise their position in the country so they can get access to welfare and social insurance systems, there are still many illegal migrant workers. Some of them become victims of human trafficking.

The most common problem for migrant workers is lower wages in comparison to Thai labour, although by law this should not be the case. They normally work longer hours, in harder and more dangerous tasks. They also do not have the freedom to travel within Thailand and often face discrimination and unnecessary investigations by the authorities, even if they are documented. For migrants is also difficult and costly to change employers.

The education-for-all policy promoted by the Thai government was welcomed and many migrants' children are thus covered for primary education.

### ***The Future We Want***

Most of the participants said that going back to their homeland is what they want for the future. They want to use the experiences of living in Thailand to improve the life in Myanmar. Moreover, the following changes would help once they manage to return to their country:

- Establishment of non-governmental organisations or civil society organisations in their hometown.
- Start their own business.
- Empower women associations.
- Educate people about laws.
- Raise awareness to avoid discrimination practices by Thai people.
- Peaceful co-existence among ASEAN members, accepting people of different ethnicities.

### **“Townhall” Meetings**

Meetings of marginalised groups together with representatives from network organisations were organized to gather further views and to help analyse the data collected through the focus group discussions and literature review. The first, as reported under the “Methodology” section, took place before the start of the focus group discussions organised through the different networks, and allowed an initial brainstorming on the issues at stake.

As second large meeting was organised on “The Future We Want” on 28 May 2013, in collaboration with Thai Health Promotion Foundation at BITEC (60 participants). The participants consisted of people from the marginalised groups CUSRI worked with during the consultations. They were divided in 6 groups and were asked to address the following main questions: 1. What are the changes that affect you, your family, your community and your

society? 2. What are the causes of those changes? 3. What kind of future do you want? How can we make that future come true?

The outcomes of the group discussion were used to develop a SWOT<sup>6</sup> analysis of Thai society as follows.



---

<sup>6</sup> SWOT stands for: S – Strengths, W – Weaknesses, O – Opportunities and T – Threats.





### *Strengths*

- Relationships based on community, society and religion
- Natural resources and Biodiversity.
- People are more aware of their rights.

### *Weaknesses*

- Small groups of people benefit from growing business and industrial sector. People are more in debt because of consumerism. The economic system is based on domestic consumption and increasing household debt.
- Food and energy industries are monopolized by few big companies. There is a struggle over natural resources and their exploitation is causing pollution in water, air and waste management problems.
- Workers' low living standard. Workers are exploited, unsecure and unskilled. There is more competition in labour market as a result of migration.
- Human trafficking.
- Land disputes, lack of land tax and debt lead to economic dependency.
- Natural and man-made disasters.
- Low efficiency in energy use. Lack of good transportation system.
- Large gap in the opportunity to access education services between urban and rural areas.
- Stigmatization of marginalised populations. For example, hill-tribe people are often portrayed as criminal, poor and unintelligent. This becomes a self-fulfilling prophecy as people lose self-esteem and confidence.
- People with disabilities, older persons and stateless persons still cannot equally access to public services and welfare.
- Reproductive health services lack community support and there are issues with premature/teenage pregnancies.
- Decreasing happiness, increasing stress. Health problems caused by over-consumption. Health care relies heavily on cure rather than prevention.
- Development projects sometimes cause negative impact on communities and people who are affected do not have proper say in the decision-making process. Public administration and governance structure is still highly centralized.
- Corruption in both public and private sectors.
- Gap of access to technology and knowledge.

### ***Threats***

- Competition over ownership of natural resources between private companies and local communities. Capital accumulating in a few hands while Thai businesses will be taken over by multinational corporations.
- Development projects which emphasize large-scale infrastructure destroy the environment and natural resources.
- Climate change directly affects agricultural production and occurrence/severity of natural disasters. Pollution affects marine life and decrease biodiversity. Epidemics will be more dangerous.
- Energy scarcity will force people to accept nuclear energy.

- People will be more individualistic and selfish and contribute less to the society. People will face identity crises.
- Inability to solve violence using peaceful approach (e.g. in three southern provinces).

### ***Opportunities***

- Information technology facilitates connections and exchanges in the social and academic world.
- Alienation and nostalgia urge people to reconsider rural and traditional lifestyles. Older generation share their stories with younger people and foster more understanding.
- Globalization leads to understanding of cultural and ethnic diversity.
- Energy crisis urge people to use renewable energy.
- People turn to alternative and organic agriculture because of food insecurity.

### ***The Future We Want***

- Honest, transparent and accountable government that works with integrity, consistency and promotes sustainability, placing people at the centre. Respect of rights and diversity. Peaceful solution to conflicts.
- Rights of marginalised people such as cultural rights of ethnic groups.
- Secure employment, sufficient income, decent work and fair wage for both formal and informal sectors. Working women have welfare guaranteed during pregnancy and to take care of their children while working. Self-employment should also be valued.
- Social institutions should promote equality. Establishment of land tax system and limitation of land ownership. Progressive tax to finance education and social welfare.
- Associations at the community level to monitor social issues and build social security in the community.
- Public service with equal access for people with disabilities and older people.
- A market system which allows small enterprises to compete. A market where producers and consumers collaborate in the spirit of fair trade.
- An education system which enlightens people, values local culture and increase analytical and language skills.
- Better environment, green areas, clean and unpolluted water and renewable energy.
- Emphasize the importance of agricultural sector. Restore pride of farmers and strengthen them.

### ***The paths that lead to The Future We Want***

- Individual level: educate and enlighten people. Education should assert the principle of tolerance by relating it to real-life situations. People should be taught more about morality and empathy.
- Community level: promote community activities which engage people and build solidarity. The activities should be recreational and accept diversity. Community should

be able to govern and manage themselves with financial support from the state and promote the use of appropriate technology within the community.

- Environmental level: preserve natural resources base. Promote environmental preservation and sustainable production and consumption.
- Network Level: build partnership between networks. Network organisations should be able to link their issues with each other. Enhance communication and stimulate intellectual debates.
- Institutional level: push for just and fair laws and welfare.



# Cross-analysis of the Quantitative and Qualitative Data

**Table 3: Global priorities and main findings by socio-economic profile**

Group	Top 3 priorities	Other priorities	Main finding			
1) Vulnerable group	1. Better healthcare  2. A good education  3. An honest and responsive government	4. Freedom from discrimination and prosecution  5. Support people who can't work  6. Equality between men and women	- Concern about being discriminated against because of their social category and sex, which might lead to lower work capacity and earnings			
2) Ethnic group	1. A good education  2. An honest and responsive government  3. Better healthcare	4. Freedom from discrimination and prosecution  5. Access to clean water and sanitation  6. Protecting forests, rivers and oceans	- Concern about being discriminated against because of their cultural identity	- Emphasize on the abundance of natural resources since their economic activities mainly based on these valuable land and water resources		
3) Rural poor	1. An honest and responsive government  2. A good education  3. Better healthcare	4. Protecting forests, rivers and oceans  5. Political freedoms  6. Access to clean water and sanitation			- Being lagged behind in socio-economic development, thus call for a political approach to voice their concern and ultimately reach beneficial policies	
4) Urban poor	1. A good education  2. An honest and responsive government  3. Better healthcare	4. Access to clean water and sanitation  5. Better transport and roads  6. Political freedoms				- Prioritize work and related factors, thus require for the comfort and convenient daily commute to work
5) Labour	1. A good education  2. Better healthcare  3. Better transport and roads	4. An honest and responsive government  5. Better job opportunities  6. Access to clean water and sanitation				- Demand for better job opportunities available, reflecting some difficulties in the current market
						- Put importance on access to clean water and sanitation, the basic necessities that might not be able to access at present

**Table 4: Top three priorities analysed by marginalized groups**

Groups	Top 3 priorities and main findings		
	Healthcare	Education	Governance
1. Vulnerable People			
Women's Network	Public health care coverage, especially for pregnant women, and pregnant teenagers; promotion of child and family care; prevention from drug addiction.	Promotion of education focusing on morality, value; practical real-life meaning and understanding; harmony with nature; foreign language skill.	Budget support and representative for women's role; raising awareness and enforcement of laws and rights concerning women.
Aging Population	Special preparation on becoming old age, e.g. self-care, and group care in aging club.	Focusing on reducing generation gap.	Raising awareness of their rights; supportive fund for activities.
People with HIV/AIDS	Quality health care for all; free or affordable access to necessary medicine for all. (Compulsory licensing under Free Trade Agreement.)	Education that connects with civil society networks in order to cope with ever changing situation of political and capital domination over health system.	Decentralization; self-governing localities; promotion of community rights as a basis for policy decision.
People with disability network	Recovery of their potentials (especially for those with learning disability); access to medical services and products and low price.	Special learning center for those with disability; specific learning pedagogical techniques, instruments, and technology for each group of disability.	Participation process for those with disability; public hearing for all kinds.
2. Ethnic groups			
Ethnic groups in northern provinces	Promotion of indigenous knowledge in healthcare (in all aspects: physical, mental, spiritual, social); patenting medical knowledge by locals; scholarship in medical science for indigenous young people.	Education for transmitting local wisdom, culture, and spirituality; nurturing self-actualization for youth; maintaining local small schools, acknowledging traditional teacher-leader.	Support for ethnic organization setting; local co-management with government.
Ethnic groups in southern provinces	Right to health care for stateless people; security in their livelihood and sanitary; sense of identity regained.	Inheritance of indigenous knowledge, wisdom, and livelihood.	Equal basic protection by law for stateless people; right to land ownership.
People in three southernmost provinces	Increasing social quality; reduction of drug addiction.	Restoration of local wisdom, culture and religious faith.	Decentralization; self-determination.
3. Rural poor			

Groups	Top 3 priorities and main findings		
	Healthcare	Education	Governance
Rural poor in north-eastern provinces	Security in basic needs, healthcare, and housing.	Learning for awareness of rights, civic participation, and cultural recognition; nurturing self-respect; training of local organization development and management; developing skill for social mobility.	Anti-corruption in local government; forming network for co-determination on development issue and protection of right to land.
Landless farmers	Happiness; caring relationship in family.	Additional course on social justice and traditional livelihood understanding.	Promotion of resource management by community and community rights (based on community's needs rather than economic growth).
Sustainable agriculture network (subsistent farmers)	Promotion of alternative agriculture in order to reduce environmental disease from toxic in agro-industry; protection from environmental pollution.	Focusing on local wisdom, cultural root, and real-life application; education that strengthens the tie between learner and community.	More government accountability and participation from civil society; increasing flexibility and responsibility of state agency; more understanding with local people; reducing conflict in local politics.
Fishers in small-scale fishery	Reducing drug addiction among youth; promotion of mental health/stability.	Development of new generation with mental strength rather than materialism; promotion of voluntary spirit; setting up learning network for community development; producing body of knowledge on resource management and reservation.	Promotion of community collectivism in resource co-management; community right; fishery law reform.
4. Urban poor			
Urban poor	Social welfare; caring community; supportive relationship in family; prevention from various kinds of addiction (e.g. drug addiction, game addiction, consumerism), and youth sexuality.	Quality free education for all; English language skill; relieving educational stress emerged from competition-oriented education system; promotion of social problem based learning.	Promotion of collective movement; co-management.
5. Labour groups			
Formal labor	Increasing basic welfare coverage (all free, from birth till death); access to quality medical service and medicine; childcare center near workplace; reducing drug addiction; reducing	Setting up single standard for education (in both quality and expense); reducing educational inequality.	Increasing rights awareness among workers and supporting labor unionization so that they can co-determine labor policy; labor organization expansion to include migrant workers.

Groups	Top 3 priorities and main findings		
	Healthcare	Education	Governance
	occupational disease (both physical and mental) and industrial pollution related risks.		
Informal labor	Quality healthcare system for all (with no difference between rural and urban); welfare state; aging population care.	Free education for all in bachelor degree; reduction of educational commercial; upgrading working skill (with seed funding for beginning small business); informal education and life-long learning.	Fostering transparency, accountability and anti-corruption; sweeping all local mafias; collective activism.
Migrant workers	Health welfare for illegal migrants (in Thailand); upgrading healthcare system (in Burma).	Equality in education for both Burmese and Thai children (in Thailand); upgrading education standard (in Burma).	Legal recognition by Thai state in order to access welfare and entitlements; forming community development group and legal consultation (in Burma); co-determination of development policy and anti-corruption (in Burma)

The above table shows how the different groups consulted articulated their expectations for each of the top three priorities chosen in the survey. It thus provides a cross-analysis of the quantitative and qualitative data presented in the report.

From the matrix above, it is clear that each priority will need to be unpacked and further consultations are needed in order to understand how each of the top priority can be addressed in difference context. Clearly, the post-2015 development agenda cannot be a one-size-fits-all and will be meaningful only if contextualised and adapted to each group's specific needs. This can be effectively achieved through a participatory policy-making process.

## Conclusion and Recommendations

Gathering data from 615 samples of questionnaire, 15 group discussions, and 2 forums, we found that for the last 15 years there has been improvement in some important social services, such as education and healthcare, and people have grown more aware of their rights. However, rapid economic growth also widened the gap between different parts of the country and groups of people in the society, leading to marginalisation and growing disparities. For many of these people life became more insecure: loss of source of livelihood (job, land, access to natural resources), identity crisis, deterioration of social relations, and disempowerment. This has been attributed by many to the economic development approach adopted over the years, which led to the commodification of natural resources and food. In parallel, public sector governance structure did not allow for significant people's participation in the policy and decision-making processes at the local level. This will to be more self-reliant and empowered is well exemplified by the high priority placed on good education, better healthcare and an honest and responsive government, according to the choices in MYWorld survey, across all groups.

Based on the above and the overall rich discussions held with the different groups, CUSRI has put forward the following recommendations which would help consider the conditions of the most vulnerable and marginalized as a part of Post-MDG agenda:

- People should be placed at the centre – including human development, human rights and human security concerns which would support efforts to end discrimination in access to social services and welfare and guarantee a minimum social protection for all and promote caring society.
- Targeting 'Social Equality' - a critical challenge in Thailand where most of the MDGs are already met at the macro level. In other words, basic welfare and quality services should be available to all and equal opportunities to advance and contribute to the society they live in should be provided.
- Promote bottom-up policy-making – participation of targeted beneficiaries in development policy-making process is a key to success. Global and national development agendas need to be contextualized through local engagement, nurturing local associations and setting up open 'policy platforms'.
- Focus on 'Sustainable Development' which builds on local knowledge and ensures a balanced society-nature approach, not based only on market-led economy, but taking into account all dimensions of society, including gender, private/public sector, civil society, and community/individual rights.

## Appendix

### ***Appendix 1: Network organisations*** (with estimated number of membership)

1. Social Agenda Working Group (Social Watch Thailand)(17 network organisations)
2. Women's Network for Advancement and Peace (est. 3,000 persons)
3. The Foundation for Older Persons Development (FOPDEV) (2,424 persons)
4. AIDS ACCESS (est. 2,500 persons)
5. Disabilities Thailand (6 associations)
6. Inter Mountain Peoples Education and Culture in Thailand Association (IMPECT)  
(Members from 10 ethnic groups, 3,543 persons)
7. Friends of Tribal People Foundation (est.12,000 – 13,000 Southern Andaman fishers,  
in 40 communities in Phuket, Satul, Ranong, Phang-Gna and Krabi)
8. Community Council of Saiburi Basin (60 persons)
9. Northeast NGO Coordination for Development (Urban poor in Kon Kaen, est. 1,500  
persons. Northeast Land Reform Network est. 4,000 persons.)
10. People's Movement for a Just Society (P-Move) (est. 3,000 persons)
11. Human Settlement Foundation Thailand (est. 16,000 persons)
12. Sustainable Agriculture Foundation (Thailand) (est. 1,000 persons)
13. Association of Fishers in Small-Scale Fishery (est. 5,000 persons)
14. Foundation for Labour and Employment Promotion (Homenet) (est. 3,500 persons)
15. Arom Pongpangun Foundation (8 labour unions)
16. Network for Migrant Worker Development (15 network organisations)

## 16. Appendix 2: Survey form

### Survey: The Future We Want



MY WORLD.  
THE UNITED NATIONS  
GLOBAL SURVEY  
FOR A BETTER WORLD.

Please fill ✓ in ☐ or fill in the statement in the blank

#### Section 1 Personal information

1. Sex ☐ Male ☐ Female
2. Age ☐ 15-24 ☐ 25-34 ☐ 35-44 ☐ 45-59 ☐ 60 and above
3. Hometown Province ..... Current location .....
4. Marital status ☐ Single ☐ Married ☐ Widowed / Divorced / Separated
5. Which group are you the member of? (Please choose one)
  - ☐ Farmers ☐ Labour workers
  - ☐ Urban poor/homeless ☐ People with HIV/AIDS
  - ☐ Indigenous or ethnic groups ☐ Disabled people
6. Level of education
  - ☐ No education ☐ Upper secondary/High vocational certificate
  - ☐ Primary ☐ Bachelor degree
  - ☐ Lower-secondary/Vocational certificate ☐ Higher than bachelor degree
7. Main occupation (Please choose one)
  - ☐ Farmer ☐ Housewife (skip to 8.1)
  - ☐ Civil servant/state enterprise staff ☐ Personally owned business
  - ☐ Merchant ☐ Student (skip to 8.2)
  - ☐ Independent employee/Office employee/Factory worker ☐ Other, please specify.....
8. Estimated current monthly wage .....Baht
  - 8.1 For housewife, estimated monthly wage of your spouse.....Baht
  - 8.2 For student, estimated monthly wage of your guardians.....Baht
  - 8.3 Number of family members (including yourself) .....
  - 8.4 Number of wage-earning family members .....
  - 8.5 Number of family members who have no income .....

(continue)

9. Estimated total monthly household income .....Baht

10. Do you think you are one of the marginalised people in Thai society?

☐ No ☐ Yes, I am.

11. Please give the reasons why you think you are marginalised person.

.....

.....

.....



## Section 2 What is the most important things for you and your family?

Please mark X on the boxes given below. You can mark on six boxes which you think are the most important to you.

Explanation for each box can be found in annex A of the survey.

<div>Political Freedoms</div>	<div>Phone and Internet Access</div>
<div>Access to Clean Water and Sanitation</div>	<div>Better Transports and Roads</div>
<div>Protecting Forests, Rivers and Oceans</div>	<div>Better Healthcare</div>
<div>A Good Education</div>	<div>An Honest and Responsive Government</div>
<div>Freedom from Discrimination and Persecution</div>	<div>Affordable and Nutritious Food</div>
<div>Support for People Who Cannot Work</div>	<div>Better Job Opportunities</div>
<div>Equality between Men and Women</div>	<div>Action Taken on Climate Change</div>
<div>Protection against Crime and Violence</div>	
<div>Reliable Energy at Home</div>	

(continue)

**Or you think there are more important things, such as...**

(These choices can be chosen apart from the six boxes above. If you think that the boxes above do not reflect your opinion, you can choose more than one choice.)

☐ **Collective/Cultural rights** (Acceptance of ethnic groups, different cultures and arts, the preservation of local language, diverse forms of education which respect the local. These things are respected in the same manner as culture of the majorities.)

☐ **Economic security** (Relief debt problems, access to capital, access to land, community rights, access to resources)

☐ **Social equity** (Basic public services must be improved and at the same standard, fair tax system, progressive tax, inheritance tax, land tax)

☐ **Other**, please specify.

.....

.....

.....

**End of the survey. Thank you for your participation.**

## **Annex A**

### ***Explanation to each MY World survey choices.***

#### **Political freedoms**

This means that every person should be able to play a part in political processes in their own country, including through voting and forming or joining political parties. People should be able to exercise freedom of expression including through free media. People should be able to join and participate in trade unions and all aspects of civil society including diverse forms of civic engagement and voluntary action.

#### **Access to clean water and sanitation**

This means that every person should have access to safe water for drinking, cooking and washing, and access to sanitation.

#### **Better transports and roads**

This means that transport and roads should be improved so that people can move freely and easily to visit their friends and families, find new economic opportunities and use the services they need.

#### **Better healthcare**

This means that good quality health services should be available to everyone when they need treatment (both in forms of modern medicine and alternative medicine). Efforts should be made to reduce the impact of infectious and other chronic diseases. Both the funding and the organisation of health systems should suit the needs of the country and its citizens.

#### **Protecting forests, rivers and oceans**

This means that natural resources should be looked after, because people depend on them for food, fuel and other resources. Governments should agree on plans to reduce pollution in oceans and rivers, plant new forests and preserve existing ones, and move towards sustainable agriculture and food systems. Global agreements should protect biodiversity and fragile ecosystems.

#### **An honest and responsive government**

This means that governments (including civil service and local government offices) should be effective, transparent, accountable and not corrupt . People should have a say on what the government's priorities should be, and confidence that they will implement those priorities competently. Governments should agree and implement standards for making information available to all people on how public money is spent.

### **Support for people who can't work**

This means that every person should have enough money to live on, either through employment or government help. When people can't work, or are affected by events like natural disasters or economic crises, governments should make sure that they and their families won't go hungry, children won't drop out of school, and they can get the healthcare and other essential services they need.

### **Freedom from discrimination and persecution**

This means that no person in the world should have their economic, social or political (including health, education and culture) opportunities limited because of their race, ethnicity, religion, disability, sexual preference, or for any other reason, and that no person (including stateless people and migrant workers, etc.) should fear for their personal safety for the same reasons

### **Affordable and nutritious food**

This means that everyone should get the food they need. No person in the world should be constantly hungry, and no person should become malnourished, especially pregnant women and children aged less than two.

### **Phone and internet access**

This means that governments and the private sector should make sure that everyone has access to a minimum level of communications technology to get online information and participate in social networks.

### **A good education**

This means that all children should have a high quality primary and secondary education (both in standard schools or alternative schools) that equips them for employment and an enjoyable life. Governments and the private sector should work together to provide opportunities for lifelong learning and skills development for adults.

### **Equality between men and women**

This means that men and women should have the same rights and opportunities. Boys and girls should have equal access to school and the same quality of education; men and women should stand the same chance of getting elected to parliaments, have the same chances to be involved in political and social life, and experience the same opportunities and rewards in the workplace.

### **Better job opportunities**

This means that governments and private sector companies should do more to make sure that everyone can find a job where they earn a decent wage, and can contribute and feel valued as a productive member of society.

### **Protect against crime and violence**

This means that all people should expect to live in a community that protects them from the threat of crime and violence. This should include domestic violence and sexual assault against women and girls. Every person should be able to get justice through a court or other system if they are victims of a crime.

### **Action taken on climate change**

This means that governments should take on binding commitments to reduce carbon emissions to levels which can keep the global temperature rise below 2 degrees, and invest in adaptation measures particularly involving vulnerable communities (in case of floods, re-emerging diseases, etc.).

### **Reliable energy at home**

This means that all family members should have reliable (clean, consistent, safe) and affordable electricity or other sources of energy at home for lighting, heating and cooking. More of that energy should be sustainably generated.

### ***17. Appendix 3: Guideline for focus group meeting***

#### **The Future We Want**

#### **Guideline for focus group meeting**

##### **Session 1      Review change in the last 15 years**

##### **Main Questions**

- Looking back in the last 15 years, what change has affected your community, family and your life?
- According to the changes, which of them are positive?
- Which changes cause problems or negatively affect your life and community?

##### **Participant's opinions**

Each of participant's opinion can be different and diverse, as well as each person's appearance, race, ethnicity, life conditions. Therefore, opinions can be different.

<b>Positive Impacts of Change</b>	<b>Negative Impacts of Change</b>

There is emergence of new forms of organisations in the last 15 years. They play new roles which contribute to changes in the society both positively and negatively.

<b>Modern Organisations</b>	<b>Social infrastructure</b>	<b>New technologies and apparatuses</b>	<b>Impacts</b>

##### **Session 2      Contemplate the present and look forward to the future**

##### ***Main questions***

- What kind of future do you expect?
- What do you think will be the biggest problems in the next 15 years?
- What do you think are the causes of these problems?

##### **Session 3      Analyze the problems and find the solution to improve the community and the society**

<b>Who</b>	<b>How</b>	<b>When</b>	<b>Whose assistance</b>

## 18. Appendix 4: Tables

**Table A: Frequency and percentage distribution of respondents by marginalised group**

Group	Frequency (N = 615)	Percent (%)
Women network	37	6.02
<i>Male</i>	2	5.41
<i>Female</i>	34	91.89
<i>N/A</i>	1	2.70
Elderly	50	8.13
<i>Male</i>	25	50.00
<i>Female</i>	18	36.00
<i>N/A</i>	7	14.00
People living with HIV/AIDS	39	6.34
<i>Male</i>	20	51.28
<i>Female</i>	19	48.72
People with disabilities	40	6.50
<i>Male</i>	19	47.50
<i>Female</i>	20	50.00
<i>N/A</i>	1	2.50
Ethnic group in Northern provinces	39	6.34
<i>Male</i>	24	61.54
<i>Female</i>	15	38.46
Ethnic group in Southern provinces	30	4.88
<i>Male</i>	15	50.00
<i>Female</i>	15	50.00
People in 3 Southern provinces	40	6.50
<i>Male</i>	20	50.00
<i>Female</i>	17	42.50
<i>N/A</i>	3	7.50
Urban poor	62	10.08
<i>Male</i>	22	35.48
<i>Female</i>	39	62.90
<i>N/A</i>	1	1.61
Rural poor in North-eastern provinces	26	4.23
<i>Male</i>	20	76.92
<i>Female</i>	6	23.08
Landless farmers	42	6.83
<i>Male</i>	22	52.38
<i>Female</i>	18	42.86
<i>N/A</i>	2	4.76
Subsistent farmers	40	6.50
<i>Male</i>	15	37.50
<i>Female</i>	25	62.50
Small-scale fishers	39	6.34
<i>Male</i>	23	58.97
<i>Female</i>	16	41.03
Informal labour	40	6.50
<i>Male</i>	14	35.00
<i>Female</i>	26	65.00
Formal labour	44	7.15
<i>Male</i>	23	52.27
<i>Female</i>	21	47.73

**Table A: Frequency and percentage distribution of respondents by marginalised group (continued)**

Group	Frequency (N = 615)	Percent (%)
Migrant labour organisation	47	7.64
<i>Male</i>	31	65.96
<i>Female</i>	14	29.79
<i>N/A</i>	2	4.26
Total	615	100.00
<i>Male</i>	295	47.97
<i>Female</i>	303	49.27
<i>N/A</i>	17	2.76

Note: N/A = not applicable; italics represent frequency and percentage distributions within the subgroups



**Table B: Percentage distribution of respondents by global priorities and demographic and socioeconomic characteristics**

Priority	All (N=615)	Gender		Age group					Marital status			Region				
		Male (n=295)	Female (n=303)	15-24 years old (n=171)	25-34 years old (n=84)	35-44 years old (n=121)	45-59 years old (n=70)	60 years old and over (n=145)	Single (n=169)	Married (n=347)	Widowed/Divorced/ Separated (n=81)	Bangkok (n=171)	Central (n=84)	North (n=121)	Northeast (n=70)	South (n=145)
Better job opportunities	35.1	31.9	37.6	53.5	48.1	34.0	30.1	20.7	47.3	30.3	32.1	40.4	47.6	24.8	24.3	37.2
Access to clean water and sanitation	41.1	40.3	42.9	39.5	44.3	31.9	43.5	51.1	37.9	42.1	49.4	43.3	25.0	35.5	62.9	39.3
Reliable energy at home	13.2	12.2	13.2	11.6	9.9	11.8	14.5	16.3	11.8	15.6	6.2	9.9	15.5	9.1	18.6	15.2
Political freedoms	35.6	41.0	30.0	30.2	27.5	32.6	40.9	39.1	32.5	37.2	35.8	33.3	28.6	43.0	45.7	32.4
Protecting forests, rivers and oceans	34.8	40.0	30.4	18.6	25.2	39.6	33.3	45.7	31.4	37.5	32.1	27.5	22.6	43.0	30.0	44.1
Affordable and nutritious food	26.0	23.7	28.4	37.2	24.4	18.1	25.3	38.0	24.9	26.2	29.6	24.6	23.8	28.1	24.3	26.2
An honest and responsive government	57.2	60.3	53.8	65.1	48.1	60.4	58.6	58.7	53.3	60.2	53.1	55.0	48.8	66.9	55.7	60.7
Freedom from discrimination and persecution	42.9	44.4	41.9	27.9	53.4	46.5	41.9	30.4	39.6	44.7	43.2	34.5	47.6	44.6	42.9	49.7
Protection against crime and violence	31.9	33.6	31.0	30.2	29.8	40.3	29.0	30.4	34.3	30.0	33.3	29.2	32.1	40.5	24.3	33.1
Better healthcare	59.2	60.0	58.1	58.1	64.1	55.6	59.1	58.7	61.5	56.5	61.7	60.8	64.3	63.6	58.6	50.3
Equality between men and women	29.9	23.1	37.0	32.6	29.0	38.2	30.6	17.4	37.3	24.8	35.8	29.8	34.5	32.2	27.1	29.0
A good education	60.2	58.6	63.0	74.4	70.2	63.9	58.1	41.3	62.7	59.9	59.3	65.5	57.1	52.1	57.1	65.5
Better transport and roads	31.1	32.2	30.0	39.5	36.6	27.1	32.3	28.3	36.7	29.4	28.4	55.6	28.6	22.3	25.7	13.1
Phone and internet access	24.6	21.7	27.4	39.5	32.1	16.7	21.0	30.4	34.3	21.3	18.5	27.5	31.0	19.0	22.9	23.4
Action taken on climate change	16.4	15.9	16.5	2.3	9.2	16.7	22.0	19.6	14.2	17.0	17.3	12.3	13.1	20.7	24.3	15.2
Support for people who can't work	30.6	27.1	32.3	16.3	28.2	27.1	33.9	39.1	27.8	30.5	35.8	24.0	39.3	27.3	31.4	35.2

**Table B: Percentage distribution of respondents by global priorities and demographic and socioeconomic characteristics (continued)**

Priority	Educational level						Income level				
	No education (n=27)	Primary (n=211)	Lower secondary (n=95)	Upper secondary (n=143)	Bachelor (n=114)	Master or Doctoral (n=19)	Lower than 5,000 baht (n=114)	5,000-9,999 baht (n=208)	10,000-14,999 baht (n=112)	15,000-19,999 baht (n=52)	20,000 baht and over (n=61)
Better job opportunities	40.7	29.9	33.7	41.3	37.7	36.8	26.3	37.5	37.5	38.5	31.1
Access to clean water and sanitation	55.6	54.0	36.8	28.7	37.7	26.3	57.9	41.3	34.8	36.5	24.6
Reliable energy at home	7.4	14.7	8.4	14.7	12.3	15.8	17.5	9.1	20.5	7.7	14.8
Political freedoms	18.5	33.6	32.6	37.8	40.4	42.1	33.3	38.0	28.6	44.2	47.5
Protecting forests, rivers and oceans	29.6	42.2	24.2	35.7	29.8	31.6	41.2	34.1	33.9	30.8	34.4
Affordable and nutritious food	33.3	27.0	28.4	24.5	21.9	36.8	28.9	28.8	25.9	19.2	16.4
An honest and responsive government	48.1	57.3	65.3	55.2	57.0	52.6	50.9	60.6	58.0	50.0	59.0
Freedom from discrimination and persecution	55.6	42.7	48.4	40.6	40.4	31.6	36.0	45.7	57.1	36.5	34.4
Protection against crime and violence	18.5	30.8	34.7	30.1	36.8	36.8	26.3	37.0	24.1	42.3	34.4
Better healthcare	59.3	56.4	57.9	62.2	62.3	57.9	62.3	55.8	64.3	55.8	55.7
Equality between men and women	25.9	25.1	31.6	35.7	32.5	26.3	20.2	28.8	31.3	34.6	37.7
A good education	48.1	53.6	69.5	60.8	64.9	73.7	47.4	64.9	63.4	53.8	52.5
Better transport and roads	22.2	28.0	40.0	32.9	32.5	21.1	21.9	34.6	31.3	34.6	31.1
Phone and internet access	7.4	22.7	21.1	25.9	29.8	47.4	21.9	20.7	25.0	34.6	31.1
Action taken on climate change	3.7	16.1	16.8	12.6	21.9	21.1	24.6	11.5	17.9	17.3	23.0
Support for people who can't work	40.7	33.6	31.6	25.9	29.8	10.5	37.7	26.4	32.1	36.5	21.3

**Table B: Percentage distribution of respondents by global priorities and demographic and socioeconomic characteristics (continued)**

Priority	Primary occupation							Socioeconomic profile					Marginalised	
	Agricultural worker (n=163)	Employee/Service provider (n=229)	Merchandise (n=58)	Entrepreneur (n=50)	Government/State enterprise officer (n=22)	NGO (n=28)	Economically inactive (n=54)	Vulnerable group (n=166)	Ethnic group (n=109)	Rural poor (n=147)	Urban poor (n=62)	Labour (n=131)	No (n=349)	Yes (n=257)
Better job opportunities	20.2	44.5	36.2	36.0	36.4	35.7	38.9	33.1	43.1	21.1	30.6	48.9	35.8	33.1
Access to clean water and sanitation	44.8	40.6	53.4	26.0	31.8	28.6	44.4	29.5	46.8	44.9	50.0	42.7	39.5	42.0
Reliable energy at home	16.6	10.9	13.8	14.0	22.7	0.0	9.3	10.8	8.3	21.1	8.1	13.7	13.5	13.2
Political freedoms	42.3	25.8	44.8	48.0	31.8	64.3	25.9	38.0	23.9	48.3	37.1	27.5	31.8	41.6
Protecting forests, rivers and oceans	49.1	34.5	27.6	30.0	27.3	17.9	20.4	18.7	44.0	51.7	16.1	37.4	32.7	37.7
Affordable and nutritious food	26.4	27.1	24.1	20.0	31.8	10.7	33.3	22.9	26.6	27.2	29.0	26.7	24.4	28.0
An honest and responsive government	60.1	54.6	55.2	64.0	63.6	46.4	57.4	50.6	61.5	64.6	58.1	53.4	55.3	60.3
Freedom from discrimination and persecution	41.7	44.1	39.7	38.0	31.8	78.6	40.7	46.4	53.2	42.9	35.5	33.6	43.8	42.8
Protection against crime and violence	30.1	33.2	32.8	26.0	40.9	39.3	31.5	34.3	33.9	29.3	25.8	32.8	35.2	27.6
Better healthcare	49.7	61.1	67.2	60.0	54.5	67.9	66.7	69.9	56.9	52.4	51.6	58.8	64.8	51.4
Equality between men and women	31.9	26.2	32.8	34.0	18.2	50.0	31.5	39.8	24.8	30.6	24.2	23.7	35.8	22.6
A good education	53.4	65.5	50.0	52.0	54.5	64.3	75.9	53.0	72.5	53.1	59.7	67.2	59.6	60.3
Better transport and roads	15.3	39.7	36.2	40.0	31.8	21.4	27.8	29.5	18.3	12.2	48.4	56.5	30.1	30.7
Phone and internet access	18.4	26.6	22.4	36.0	40.9	14.3	27.8	27.1	22.9	22.4	16.1	29.0	26.1	22.2
Action taken on climate change	20.9	12.7	17.2	16.0	31.8	25.0	3.7	18.1	11.9	25.9	9.7	10.7	15.5	17.9
Support for people who can't work	30.1	26.6	31.0	36.0	40.9	32.1	37.0	42.8	31.2	27.9	21.0	22.1	31.5	29.6

**Table C: Respondents' top six global priorities by demographic and socioeconomic characteristics**

Priority	All	Gender		Age group					Marital status			Region				
		Male	Female	15-24 years old	25-34 years old	35-44 years old	45-59 years old	60 years old and over	Single	Married	Widowed/Divorced/ Separated	Bangkok	Central	North	Northeast	South
Better job opportunities			6	4	4				4			6	4			
Access to clean water and sanitation	5	6	4	5	6		4	3	6	5	4	5			1	6
Reliable energy at home																
Political freedoms	6	5					6	6			6			5	5	
Protecting forests, rivers and oceans						6		4		6				5		5
Affordable and nutritious food																
An honest and responsive government	3	1	3	2	4	2	2	1	3	1	3	4	3	1	4	2
Freedom from discrimination and persecution	4	4	5		3	4	5		5	4	5		4	4	6	4
Protection against crime and violence						5										
Better healthcare	2	2	2	3	2	3	1	1	2	3	1	2	1	2	2	3
Equality between men and women											6					
A good education	1	3	1	1	1	1	3	5	1	2	2	1	2	3	3	1
Better transport and roads				5								3				
Phone and internet access				5												
Action taken on climate change																
Support for people who can't work								6			6		6			

**Table C: Respondents' top six global priorities by demographic and socioeconomic characteristics (continued)**

Priority	Educational level						Income level				
	No education	Primary	Lower secondary	Upper secondary	Bachelor	Master or Doctoral	Lower than 5,000 baht	5,000-9,999 baht	10,000-14,999 baht	15,000-19,999 baht	20,000 baht and over
Better job opportunities	6			4	6	6			5	6	
Access to clean water and sanitation	2	3	6		6		2	5	6		
Reliable energy at home											
Political freedoms				6	4	5		6		4	4
Protecting forests, rivers and oceans		6					5				6
Affordable and nutritious food						6					
An honest and responsive government	4	1	2	3	3	3	3	2	3	3	1
Freedom from discrimination and persecution	2	5	4	5	4			4	4		6
Protection against crime and violence						6				5	6
Better healthcare	1	2	3	1	2	2	1	3	1	1	2
Equality between men and women											5
A good education	4	4	1	2	1	1	4	1	2	2	3
Better transport and roads			5								
Phone and internet access						4					
Action taken on climate change											
Support for people who can't work	6						6				

**Table C: Respondents' top six global priorities by demographic and socioeconomic characteristics (continued)**

Priority	Primary occupation							Socioeconomic profile					Marginalised	
	Agricultural worker	Employee/Service provider	Merchandise	Entrepreneur	Government/State enterprise officer	NGO	Economically inactive	Vulnerable group	Ethnic group	Rural poor	Urban poor	Labour	No	Yes
Better job opportunities		4					6					5	6	
Access to clean water and sanitation	5	6	3				4		5	6	4	6	5	5
Reliable energy at home														
Political freedoms	6		5	4		3				5	6			6
Protecting forests, rivers and oceans	4								6	4				
Affordable and nutritious food														
An honest and responsive government	1	3	2	1	1	6	3	3	2	1	2	4	3	1
Freedom from discrimination and persecution		5	6	6		1	5	4	4				4	4
Protection against crime and violence					4									
Better healthcare	3	2	1	2	2	2	2	1	3	3	3	2	1	3
Equality between men and women						5		6					6	
A good education	2	1	4	3	2	3	1	2	1	2	1	1	2	1
Better transport and roads				5							5	3		
Phone and internet access					4									
Action taken on climate change														
Support for people who can't work					4			5						

